

A63

A63-SLSB8-150-M67

一体型 3°



Fig. 1

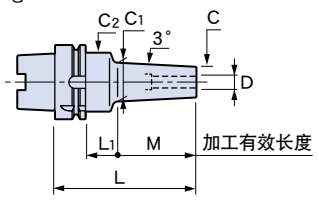
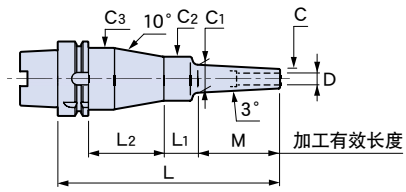


Fig. 2

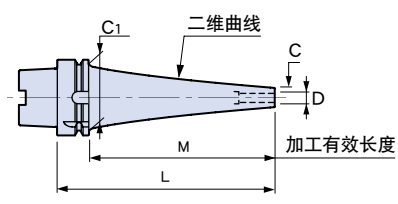


一体型 CURVE

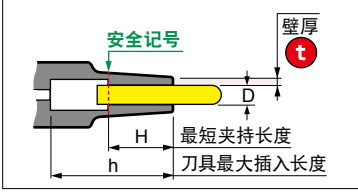
A63-SLFA6-150 cv



Fig. 3



- 标准附属品
●冷却液导管(固定式)→P.206
- 备考
●可对应可动式冷却液导管→P.206
- 注意事项
●刀具安装…插入刀具时,请务必将刀具插入比安全记号更深的位置。



HEATROBO电磁 1200S (HRD-01S-230AS) 电磁式加热器对应表

[○]可加热 [×]不可加热
[▲]垫高加热器后可进行加热→P.217
[★]使用线圈和标准时不同。请使用2号加热线圈。

CV: 曲线
壁厚

型号	Fig.	φD	φC	t	L	M	L1	L2	φC1	φC2	φC3	H	h	kg	N	S	缩略图
A63-SLSA3- 95-M 42	1	3	6	1.5	95	42	27	—	10.4	25	—	9	70	0.7	8.1	9.1	1
					120	67	—	13	—	95	0.8		9.2	14.7	4		
					125	42	57	10.4	26	100	0.9		8.2	9.6	2		
					150	67	—	13	25	125	0.8		9.3	15.8	5		
					—	97	27	16.2	—	—	—		10.5	20.5	7		
					155	42	33	54	10.4	26	40		130	1.2	8.4	9.9	3
					180	67	—	13	25	39	155		1.1	9.6	15.7	6	
					—	97	57	—	16.2	—	—		0.9	10.6	22.2	8	
					210	—	33	54	—	25	39		185	1.2	10.8	22.1	9
-SLRA3- 75-M 22	1	3	7.5	2.25	75	22	27	—	9.8	25	—	9	50	0.7	8.4	2.8	10
					95	42	—	11.9	—	70	—		8.9	5.3	13		
					105	22	57	9.8	—	80	0.8		8.6	3.2	11		
					120	67	27	14.5	—	95	—		9.6	8.8	16		
					125	42	57	11.9	—	100	—		9	6	14		
					135	22	33	54	9.8	39	110		1.1	8.8	3.2	12	
					150	67	57	—	14.5	—	125		0.9	9.8	9.9	17	
					—	97	27	—	17.7	—	—		0.8	10.6	12.9	19	
					155	42	33	54	11.9	25	39		130	1.1	9.2	6	15
					180	67	—	14.5	26	40	155		1.2	10	9.8	18	
					—	97	57	—	17.7	25	—		0.9	10.8	14.6	20	
					127	27	—	20.8	36	—	—		12.6	15.7	22		
					210	97	33	54	17.7	25	39		185	1.2	11	14.4	21
					—	127	57	—	20.8	32	—		—	18.4	1.1	12.8	16.6
240	—	30	57	—	46	—	—	21.4	1.5	13.2	16.5	24					

型号	Fig.	φD	φC	t	L	M	L ₁	L ₂	φC ₁	φC ₂	φC ₃	H	h	Kg	N	S	缩略图
A63-SLFB3- 75-M 22	1	3	9.5	3.25	75	22	27	—	11.8	25	—	9	50	0.7	8.1	1.9	
- 95-M 42					95	42			13.9				70	0.8	8.5	3.2	
-105-M 22					105	22	57		11.8	26			80	0.9	8.2	2.3	
-120-M 67					120	67	27		16.5				95	0.8	9.7	5.3	
-125-M 42					125	42	57		13.9				100	0.9	8.7	3.8	
-135-M 22	2				135	22	33	54	11.8		40		110	1.2	8.5	2.3	
-150-M 67	1				150	67	57	—	16.5		—		125	0.9	9.8	6.3	
-155-M 42	2				155	42	33	54	13.9	25	39		130	1.1	8.9	3.9	
-180-M 67					180	67			16.5	26	40		155	1.2	10	6.3	
A63-SLSA4- 95-M 42	1	4	7	1.5	95	42	27	—	11.4	25	—	12	70	0.7	9.2	7.2	
-120-M 67					120	67			14				95	0.8		11.7	
-125-M 42					125	42	57		11.4				100		9.4	7.9	
-150-M 67					150	67			14				125	0.9		12.8	
-M 97						97	27		17.2					0.8	10.6	16.6	
-155-M 42	2				155	42	33	54	11.4		39		130	1.1	9.6	7.9	
-180-M 67					180	67			14				155			12.8	
-M 97	1					97	57	—	17.2		—			0.9	10.8	18.4	
-210-M 97	2				210		33	54			39		185	1.2	11	18.2	
-SLRA4- 75-M 22	1	4	10	3	75	22	27	—	12.3	25	—	12	50	0.7	8.6	1.7	
- 95-M 42					95	42			14.4				70	0.8	9.2	3.1	
-105-M 22					105	22	57		12.3				80		8.7	2.2	
-120-M 67					120	67	27		17				95		10.3	5.1	
-125-M 42					125	42	57		14.4				100		9.3	3.8	
-135-M 22	2				135	22	33	54	12.3		39		110	1.1	8.9	2.2	
A63 -150-M 67	1				150	67	57	—	17		—		125	0.9	10.4	6.3	
-M 97						97	27		20.2				124	0.8	11.7	7.7	
-155-M 42	2				155	42	33	54	14.4		39		130	1.1	9.6	3.8	
-180-M 67					180	67			17				155	1.2	10.7	6.2	
-M 97	1					97	57	—	20.2		—		154	0.9	11.8	9.5	
-M127						127	27		23.3	32				1	14.8	9.4	
-210-M 97	2				210	97	33	54	20.2	26	40		185	1.3	12.1	9.1	
-M127	1					127	57	—	23.3	36	—			1.2	15.1	9.9	
-240-M127	2				240		30	57		32	46		214	1.5	15.4	10.3	
-SLFB4- 75-M 22	1	4	12	4	75	22	27	—	14.3	25	—	12	50	0.7	8.4	1.3	
- 95-M 42					95	42			16.4				70	0.8	9	2.2	
-105-M 22					105	22	57		14.3				80		8.5	1.8	
-120-M 67					120	67	27		19				95		10.3	3.6	
-125-M 42					125	42	57		16.4				100	0.9	9.1	2.9	
-135-M 22	2				135	22	33	54	14.3		39		110	1.1	8.7	1.8	
-150-M 67	1				150	67	57	—	19		—		125	0.9	10.4	4.7	
-155-M 42	2				155	42	33	54	16.4		39		130	1.1	9.4	2.9	
-180-M 67					180	67			19				155	1.2	10.6	4.6	
-SLSA4- 90 CV	3	4	7	1.5	90	64	—	—	53	—	—	12	65	1	9.3	1.8	
-120 CV					120	94							95	1.1	10.1	2.7	
-150 CV					150	124							125	1.3	11	4	
-180 CV					180	154							154	1.4	11.6	6.6	
-210 CV					210	184							185		11.8	11.6	
-240 CV					240	214							214	1.6	13.1	14	
-270 CV					270	244							245	2	15.4	11.9	
-300 CV					300	274							275	2.1	16.3	15.9	
-SLRA4-120 CV	3	4	10	3	120	94	—	—	53	—	—	12	95	1	8.6	1.9	
-150 CV					150	124							125	1.1	9.3	2.9	
-180 CV					180	154							155	1.4	10.9	3.3	
-210 CV					210	184							185		11.3	5.6	

特点

加热装置

一体型 3°
一体型 CURVE

一体型系列

2 体型系列

UNO

强力型 热接力棒



Z

直柄延长杆

相关商品

周边机器

技术资料

型号	Fig.	φD	φC	t	L	M	L ₁	L ₂	φC ₁	φC ₂	φC ₃	H	h	Kg	N	S		
A63-SLSA6- 95-M 42	1	6	9	1.5	95	42	27	—	13.4	25	—	18	70	0.7	9.5	4.8	○	79
-120-M 67					120	67			16				95	0.8	11.1	8		82
-125-M 42					125	42	57		13.4				100		9.7	5.6		80
-150-M 67					150	67			16				125	0.9	11.2	9.3		83
-M 97						97	27		19.2	32			124		13.4	11		85
-155-M 42	2				155	42	33	54	13.4	25	39		130	1.1	9.9	5.6		81
-180-M 67					180	67			16				155		11.5	9.2		84
-M 97	1					97	57	—	19.2	32	—		154	1	13.6	11.7		86
-210-M 97	2				210		30	57			46		184	1.4	14			87
-SLSB6- 95-M 42	1	6	10	2	95	42	27	—	14.4	25	—	18	70	0.7	10.5	3.7	○	88
-120-M 67					120	67			17				95	0.8	12.6	6.2		91
-125-M 42					125	42	57		14.4				100		10.6	4.5		89
-150-M 67					150	67			17				125	0.9	12.7	7.4		92
-M 97						97	27		20.2	32			124		15.4	8.5		94
-155-M 42	2				155	42	33	54	14.4	25	39		130	1.1	10.9	4.4		90
-180-M 67					180	67			17				155		12.9	7.3		93
-M 97	1					97	57	—	20.2	32	—		154	1	15.7	9.2		95
-M127						127	27		23.3					0.9	17.9	11		97
-210-M 97	2				210	97	30	57	20.2		46		184	1.4	16	9.2		96
-M127	1					127	57	—	23.3		—			1.1	18.2	12		98
-M157						157	27		26.5						20.4	13.2		100
-240-M127	2				240	127	30	57	23.3		46		214	1.5	18.5	12		99
-M157	1					157	57	—	26.5		—			1.2	20.7	14.6		101
-270-M157	2				270		30	57			46		244	1.6	21			102
-SLRB6- 75-M 22	1	6	14	4	75	22	27	—	16.3	32	—	18	49	0.8	9.3	1	○	103
- 95-M 42					95	42			18.4				69		10.9	1.6		106
-105-M 22					105	22	57		16.3				79	0.9	9.5	1.2		104
-120-M 67					120	67	27		21				94		13	2.6		109
-125-M 42					125	42	57		18.4				99	1	11.2	1.9		107
-135-M 22	2				135	22	30	57	16.3		46		109	1.3	9.9	1.2		105
A63 -150-M 67	1				150	67	57	—	21		—		124	1	13.2	3		110
-155-M 42	2				155	42	30	57	18.4		46		129	1.4	11.5	1.9		108
-180-M 67					180	67			21				154		13.6	3.1		111
-SLFB6- 75-M 22	1	6	14	4	75	22	27	—	16.3	32	—	18	49	0.8	9.3	1	○	112
 - 95-M 42					95	42			18.4				69		10.9	1.6		115
-105-M 22					105	22	57		16.3				79	0.9	9.5	1.2		113
-120-M 67					120	67	27		21				94		13	2.6		118
-125-M 42					125	42	57		18.4				99	1	11.2	1.9		116
-135-M 22	2				135	22	30	57	16.3		46		109	1.3	9.9	1.2		114
-150-M 67	1				150	67	57	—	21		—		124	1	13.2	3		119
-155-M 42	2				155	42	30	57	18.4		46		129	1.4	11.5	1.9		117
-180-M 67					180	67			21				154		13.6	3.1		120
-SLSA 6- 90 CV	3	6	9	1.5	90	64	—	—	53	—	—	18	65	1	9.4	1.6	○	121
-120 CV					120	94							95	1.1	10.1	2.3		122
-150 CV					150	124							125	1.3	11	3.6		123
-180 CV					180	154							154	1.4	11.7	5.7		124
-210 CV					210	184							184	1.6	13	7.3		125
-240 CV					240	214							214		13.3	12		126
-270 CV					270	244							245	2.1	16.3	8.5		127
-300 CV					300	274							275	2.3	17.2	11.7		128
-SLRA 6- 90 CV	3	6	13	3.5	90	64	—	—	53	—	—	18	65	1	8.3	0.8	★	129
-120 CV					120	94							95	1.1	9.3	1.2		130
-150 CV					150	124							125	1.3	10.1	1.9	○	131
-180 CV					180	154							155	1.4	11.1	2.8		132
-210 CV					210	184							185		11.5	4.8		133
-SLFA 6- 90 CV	3	6	13	3.5	90	64	—	—	53	—	—	18	65	1	8.3	0.8	★	134
 -120 CV					120	94							95	1.1	9.3	1.2		135
-150 CV					150	124							125	1.3	10.1	1.9	○	136
-180 CV					180	154							155	1.4	11.1	2.8		137
-210 CV					210	184							185		11.5	4.8		138

特点

加热装置

一体型 3-
一体型 CURVE

一体型系列

2 体型系列

UNO

强力型 热媒刀磨

Z

直柄延长杆

相关商品

周边机器

技术资料


型号	Fig.	φD	φC	t	L	M	L ₁	L ₂	φC ₁	φC ₂	φC ₃	H	h	Kg	N	S	缩略图	
A63-SLSA8- 95-M 42	1	8	11	1.5	95	42	27	—	15.4	25	—	24	70	0.7	11.4	3.4	○	139
-120-M 67					120	67			18	32			94	0.8	14	5.4	○	142
-125-M 42					125	42	57		15.4	25			100		11.6	4.3	○	140
-150-M 67					150	67			18	32			124	1	14.2	5.9	○	143
-M 97						97	27		21.2					0.9	17.1	7.9	○	145
-155-M 42	2				155	42	33	54	15.4	25	39		130	1.1	12	4.3	○	141
-180-M 67					180	67	30	57	18	32	46		154	1.4	14.6	5.9	○	144
-M 97	1					97	57	—	21.2		—			1	17.4	8.7	○	146
-210-M 97	2				210		30	57			46		184	1.4	17.7		○	147
-SLSB8- 95-M 42	1	8	13	2.5	95	42	27	—	17.4	32	—	24	69	0.8	12.5	2.1	○	148
-120-M 67					120	67			20				94	0.9	15.7	3.5	○	151
-125-M 42					125	42	57		17.4				99	1	12.7	2.4	○	149
-150-M 67					150	67			20				124		15.9	4	○	152
-M 97						97	27		23.2					0.9	19.5	5.2	○	154
-155-M 42	2				155	42	30	57	17.4		46		129	1.4	13.1	2.4	○	150
-180-M 67					180	67			20				154		16.3	4	○	153
-M 97	1					97	57	—	23.2		—			1.1	19.8	6	○	155
-M127						127	27		26.3					1	23.4	7	○	157
-210-M 97	2				210	97	30	57	23.2		46		184	1.5	20.2	6	○	156
-M127	1					127	57	—	26.3		—			1.2	23.7	8.1	○	158
-M157						157	27		29.5	42			185		27.3	8	○	160
-240-M127	2				240	127	30	57	26.3	32	46		214	1.6	24	8.1	▲	159
-M157	1					157	57	—	29.5	42	—			1.5	27.5	8.6	○	161
-270-M157	2				270		28	59			53		242	2	27.9	8.7	○	162
-SLRB8- 75-M 22	1	8	18	5	75	22	27	—	20.3	32	—	24	49	0.8	10	0.7	×	163
- 95-M 42					95	42			22.4				69	0.9	12.5	1.1	○	166
-105-M 22					105	22	57		20.3				79	1	10.2	0.9	×	164
-120-M 67					120	67	27		25				94	0.9	15.7	1.7	○	169
-125-M 42					125	42	57		22.4				99	1	12.8	1.4	○	167
-135-M 22	2				135	22	30	57	20.3		46		109	1.4	10.6	1	×	165
-150-M 67	1				150	67	57	—	25		—		124	1.1	16	2.2	○	170
-155-M 42	2				155	42	30	57	22.4		46		129	1.4	13.2	1.4	○	168
-180-M 67					180	67			25				155	1.5	16.4	2.2	○	171
-SLFB8- 75-M 22	1	8	18	5	75	22	27	—	20.3	32	—	24	49	0.8	10	0.7	×	172
- 95-M 42					95	42			22.4				69	0.9	12.5	1.1	○	175
-105-M 22					105	22	57		20.3				79	1	10.2	0.9	×	173
-120-M 67					120	67	27		25				94	0.9	15.7	1.7	○	178
-125-M 42					125	42	57		22.4				99	1	12.8	1.4	○	176
-135-M 22	2				135	22	30	57	20.3		46		109	1.4	10.6	1	×	174
-150-M 67	1				150	67	57	—	25		—		124	1.1	16	2.2	○	179
-155-M 42	2				155	42	30	57	22.4		46		129	1.4	13.2	1.4	○	177
-180-M 67					180	67			25				154	1.5	16.4	2.2	○	180
-SLSA 8- 90 CV	3	8	11	1.5	90	64	—	—	53	—	—	24	65	1	9.4	1.4	○	181
-120 CV					120	94							94	1.1	10.3	2	○	182
-150 CV					150	124							124	1.3	11.5	2.7	○	183
-180 CV					180	154							155	1.4	11.8	5	○	184
-210 CV					210	184							184	1.6	13.2	6.6	▲	185
-240 CV					240	214							214	1.8	14.4	8.3	○	186
-270 CV					270	244							244	2.2	17.2	6.9	○	187
-300 CV					300	274							274	2.4	18.5	8.9	○	188
-SLRA 8- 90 CV	3	8	16	4	90	64	—	—	53	—	—	24	65	1	8.4	0.7	○	189
-120 CV					120	94							95	1.2	9.6	1	○	190
-150 CV					150	124							125	1.4	10.8	1.4	○	191
-180 CV					180	154							155	1.5	12	2	○	192
-210 CV					210	184							185	1.6	12.5	3.5	○	193
-SLFA 8- 90 CV	3	8	16	4	90	64	—	—	53	—	—	24	65	1	8.4	0.7	○	194
-120 CV					120	94							95	1.2	9.6	1	○	195
-150 CV					150	124							125	1.4	10.8	1.4	○	196
-180 CV					180	154							155	1.5	12	2	○	197
-210 CV					210	184							185	1.6	12.5	3.5	○	198



A63



特点
加热装置
一体型 3°
一体型 CURVE
一体型系列
2 体型系列
UNO
强力型 热敏刀磨
Z
直柄延长杆
相关商品
周边机器
技术资料

特点
加热装置
一体型 3"
一体型 CURVE
一体型系列
2 体型系列
UNO
强力型 热媒刀磨
Z
直柄延长杆
相关商品
周边机器
技术资料



型号	Fig.	φD	φC	t	L	M	L ₁	L ₂	φC ₁	φC ₂	φC ₃	H	h	Kg	N	S	缩略图	
A63-SLSA10- 95-M 42	1	10	13	1.5	95	42	27	—	17.4	25	—	30	70	0.8	12.8	2.6	○	199
-120-M 67					120	67			20	32			94		16.6	4	○	202
-125-M 42					125	42	57		17.4	25			100		13	3.6	○	200
-150-M 67					150	67			20	32			124	1	16.9	4.6	○	203
-M 97						97	27		23.2					0.9	21.3	6	○	205
-155-M 42	2				155	42	33	54	17.4	25	39		130	1.1	13.4	3.5	○	201
-180-M 67					180	67	30	57	20	32	46		154	1.4	17.3	4.6	○	204
-M 97	1					97	57	—	23.2	36	—		153	1.2	21.6	6.4	○	206
-210-M 97	2				210		30	57		32	46		184	1.5	21.9	6.9	○	207
-SLSB10- 95-M 42	1	10	16	3	95	42	27	—	20.4	32	—	30	69	0.8	13.9	1.4	○	208
-120-M 67					120	67			23				94	0.9	18.5	2.4	○	211
-125-M 42					125	42	57		20.4				99	1	14.2	1.8	○	209
-150-M 67					150	67			23				124		18.8	3	○	212
-M 97						97	27		26.2						24	3.6	○	214
-155-M 42	2				155	42	28	59	20.4	36	50		128	1.6	14.6	1.7	○	210
-180-M 67					180	67	30	57	23	32	46		154	1.4	19.2	3	○	213
-M 97	1					97	57	—	26.2		—			1.1	24.3	4.5	○	215
-M127						127	27		29.3	42			155	1.2	30.2		○	217
-210-M 97	2				210	97	28	59	26.2	36	50		180	1.7	24.7	4.1	○	216
-M127	1					127	57	—	29.3	42	—		182	1.4	31	4.9	○	218
-M157						157	27		32.5				185	1.3	35.7	5.6	○	220
-240-M127					240	127	87		29.3				215	2.0	31.8	4.9	▲	219
-M157						157	57		32.5					1.8	36.5	5.8	○	221
-270-M157	2				270		28	59			53		245	2.1	37.4	6.2	○	222
-SLRB10- 75-M 22	1	10	22	6	75	22	27	—	24.3	32	—	30	49	0.8	10.3	0.6	×	223
- 95-M 42					95	42			26.4				68	0.9	14	0.8	○	226
-105-M 22					105	22	57		24.3				79	1	10.6		×	224
-120-M 67					120	67	27		29	42			94	1.1	18.6	1.1	○	229
-125-M 42					125	42	57		26.4	32			99		14.2	1.2	○	227
-135-M 22	2				135	22	30	57	24.3		46		109	1.4	10.9	0.9	×	225
-150-M 67	1				150	67	57	—	29	42	—		124	1.3	18.9	1.3	○	230
-155-M 42	2				155	42	30	57	26.4	32	46		129	1.5	14.6	1.2	○	228
-180-M 67					180	67	28	59	29	42	53		154	1.8	19.2	1.3	○	231
-SLFB10- 75-M 22	1	10	22	6	75	22	27	—	24.3	32	—	30	49	0.8	10.3	0.6	×	232
 - 95-M 42					95	42			26.4				69	0.9	14	0.8	○	235
-105-M 22					105	22	57		24.3				79	1	10.6	0.8	×	233
-120-M 67					120	67	27		29	42			94	1.1	18.6	1.1	○	238
-125-M 42					125	42	57		26.4	32			99		14.2	1.2	○	236
A63 -135-M 22	2				135	22	30	57	24.3		46		109	1.4	10.9	0.9	×	234
-150-M 67	1				150	67	57	—	29	42	—		124	1.3	18.9	1.3	○	239
-155-M 42	2				155	42	30	57	26.4	32	46		129	1.5	14.6	1.2	○	237
-180-M 67					180	67	28	59	29	42	53		154	1.8	19.2	1.3	○	240
-SLSA10- 90 CV	3	10	13	1.5	90	64	—	—	53	—	—	30	65	1	9.4	1.3	○	241
-120 CV					120	94							95	1.3	10.9		○	242
-150 CV					150	124							125	1.4	11.8	2.2	○	243
-180 CV					180	154							154	1.6	12.9	3.4	○	244
-210 CV					210	184							184		13.3	6	○	245
-240 CV					240	214							212	2.1	16	5.8	▲	246
-270 CV					270	244							244		17.5	6.6	○	247
-300 CV					300	274							274	2.3	18.7	8.6	○	248

型号	Fig.	φD	φC	t	L	M	L ₁	L ₂	φC ₁	φC ₂	φC ₃	H	h	Kg	N	S	缩略图			
A63-SLRA10- 90 CV	3	10	19	4.5	90	64	—	—	53	—	—	30	65	1	8.5	0.6	×	249		
-120 CV					120	94	—	—					95	1.2	9.6	0.9	○	250		
-150 CV					150	124	—	—					125	1.3	10.9	1.4	○	251		
-180 CV					180	154	—	—					155	1.5	12.1	2	○	252		
-210 CV					210	184	—	—					185	1.6	13.3	3.1	○	253		
-SLFA10- 90 CV	3	10	19	4.5	90	64	—	—	53	—	—	30	65	1	8.5	0.6	×	254		
 -120 CV					120	94	—	—					95	1.2	9.6	0.9	○	255		
-150 CV					150	124	—	—					125	1.3	10.9	1.4	○	256		
-180 CV					180	154	—	—					155	1.5	12.1	2	○	257		
-210 CV					210	184	—	—					185	1.6	13.3	3.1	○	258		
A63-SLSA12- 95-M 42	1	12	15	1.5	95	42	27	—	19.4	32	—	30	69	0.8	15.2	1.8	○	259		
-120-M 67					120	67	—	—	22	—	94		—	20.6	3.3	262				
-125-M 42					125	42	57	—	19.4	—	99		1	15.4	2.3	260				
-150-M 67					150	67	—	—	22	—	124		—	20.8	3.9	263				
-M 97					—	97	27	—	25.2	—	—		0.9	27.5	4.9	265				
-155-M 42					2	155	42	30	57	19.4	—		46	—	129	1.4		15.8	2.3	261
-180-M 67						180	67	—	—	22	—		154	—	21.2	3.9		264		
-M 97	1	—	97	57	—	25.2	—	—	—	1.1	27.8	5.8	266							
-210-M 97	2	210	—	30	57	—	—	46	—	184	1.5	28.2	—	▲	267					
-SLSB12- 95-M 42	1	12	19	3.5	95	42	27	—	23.4	32	—	30	69	0.8	16.5	1.1	○	268		
-120-M 67					120	67	—	—	26	—	94		0.9	22.8	1.8	271				
-125-M 42					125	42	57	—	23.4	—	99		1	16.8	1.5	269				
-150-M 67					150	67	—	—	26	—	124		1.1	23.1	2.5	272				
-M 97					—	97	27	—	29.2	42	—		125	—	30.9	2.4		274		
-155-M 42					2	155	42	30	57	23.4	32		46	—	129	1.4		17.2	1.6	270
-180-M 67						180	67	—	—	26	—		154	1.5	23.4	2.5		273		
-M 97					1	—	97	57	—	29.2	42		—	—	152	1.4		31.7	2.8	275
-M127						127	27	—	—	32.3	—		155	1.3	38.5	3.3		277		
-210-M 97						210	97	87	—	29.2	50		—	180	1.9	32.6		2.8	▲	276
-M127					—	127	57	—	—	32.3	—		—	—	1.7	39.3		3.5	278	
-M157					—	157	27	—	—	35.5	42		—	—	185	1.4		46	4.1	280
-240-M127					—	240	127	87	—	32.3	50		—	—	215	2.1		40.1	3.8	279
-M157					—	157	57	—	—	35.5	—		—	—	1.9	46.8		4.3	281	
-270-M157					2	270	—	28	59	—	—		42	53	242	2.2		47.7	4.8	282
-SLRB12- 75-M 22	1	12	26	7	75	22	27	—	28.3	42	—	30	50	0.9	14.5	0.4	×	283		
- 95-M 42					95	42	—	—	30.4	—	70		1	17.2	0.6	286				
-105-M 22					105	22	57	—	28.3	—	77		1.2	15.3	0.5	284				
-120-M 67					120	67	27	—	33	—	95		—	23.5	0.8	289				
-125-M 42					125	42	57	—	30.4	—	97		1.3	18	0.7	287				
-135-M 22					2	135	22	28	59	28.3	—		53	—	107	1.7		16.2	0.6	285
-150-M 67						150	67	57	—	33	42		—	—	122	1.4		24.3	1.1	290
A63 -155-M 42					1	155	42	87	—	30.4	50		—	—	125	1.8		18.9	0.8	288
-180-M 67					2	180	67	28	59	33	42		53	—	152	1.9		25.2	1.1	291
-SLFB12- 75-M 22	1	12	26	7	75	22	27	—	28.3	42	—	30	50	0.9	14.5	0.4	×	292		
 - 95-M 42					95	42	—	—	30.4	—	70		1	17.2	0.6	295				
-105-M 22					105	22	57	—	28.3	—	77		1.2	15.3	0.5	293				
-120-M 67					120	67	27	—	33	—	95		—	23.5	0.8	298				
-125-M 42					125	42	57	—	30.4	—	97		1.3	18	0.7	296				
-135-M 22					2	135	22	28	59	28.3	—		53	—	107	1.7		16.2	0.6	294
-150-M 67						150	67	57	—	33	—		—	—	122	1.4		24.3	1.1	299
-155-M 42					1	155	42	86	—	30.4	50		—	—	125	1.8		18.9	0.8	297
-180-M 67					2	180	67	28	59	33	42		53	—	152	1.9		25.2	1.1	300

型号	Fig.	φD	φC	t	L	M	L ₁	L ₂	φC ₁	φC ₂	φC ₃	H	h	Kg	N	S							
A63-SLSA12- 90 CV	3	12	15	1.5	90	64	—	—	53	—	—	30	64	1.1	9.9	0.9	○	301					
-120 CV					120	94	—	—					94	1.3	11.3	1.2	○	302					
-150 CV					150	124	—	—					124	1.4	11.8	2.4	○	303					
-180 CV					180	154	—	—					154	1.6	13	3.3	○	304					
-210 CV					210	184	—	—					184	1.8	14.3	4.6	○	305					
-240 CV					240	214	—	—					212	2.1	16.2	5.5	○	306					
-270 CV					270	244	—	—					244	2.3	18.4	5.4	○	307					
-SLRA12- 90 CV					3	12	22	5					90	64	—	—	53	—	—	30	64	1	8.5
-120 CV	120	94	—	—					94	1.3	10.4	0.7	○	309									
-150 CV	150	124	—	—					124	1.5	11.7	1.1	○	310									
-180 CV	180	154	—	—					154	—	12.8	1.8	○	311									
-210 CV	210	184	—	—					184	1.6	14	2.8	○	312									
-SLFA12- 90 CV	3	12	22	5					90	64	—	—	53	—	—	30					64	1	8.5
-120 CV					120	94	—	—	94	1.3	10.4	0.7					○	314					
-150 CV					150	124	—	—	124	1.5	11.7	1.1					○	315					
-180 CV					180	154	—	—	154	—	12.8	1.8					○	316					
-210 CV					210	184	—	—	184	1.6	14	2.8					○	317					
A63-SLSB16- 95-M 42					1	16	24	4	95	42	27	—					28.4	42	—	32	70	1	22.7
-120-M 67	120	67	—	—					31	—	—	95	1.1	33	1.1		321						
-125-M 42	125	42	57	—					28.4	—	—	97	1.2	23.5	0.9		319						
-150-M 67	150	67	—	—					31	—	—	122	1.3	33.8	1.4		322						
-M 97	—	97	27	—					34.2	—	—	125	1.2	45.5	1.7		324						
-155-M 42	155	42	87	—					28.4	50	—	130	1.7	24.4	0.9		320						
-180-M 67	2	180	67	28					59	31	42	53	152	1.8	34.7	1.5		323					
-M 97		1	97	57					—	34.2	—	—	—	1.4	46.3	2.1		325					
-M127	127		27	—					37.3	53	—	—	155	1.5	57.9	—		327					
-210-M 97	210	97	87	—					34.2	50	—	—	185	2	47.1	—		326					
-M127		127	57	—					37.3	53	—	—	181	1.9	58.7	2.3		328					
-M157	157	27	—	40.5					—	—	—	185	1.7	70.3	2.7		335						
-240-M127	240	127	87	—					37.3	—	—	—	211	2.3	59.5	2.6		329					
-M157		157	57	—					40.5	50	—	—	215	2.1	71.1	3.1		331					
-270-M157	270	87	—	53					—	—	—	241	2.5	72	3.2		332						
-SLRB16- 75-M 22	1	16	32	8					75	22	27	—	34.3	42	—	32	50	1	14.5		0.3		333
- 95-M 42									95	42	—	—	36.4	—	—		70	1.1	22.8		0.5		336
-105-M 22									105	22	57	—	34.3	—	—		77	1.2	15.3		—		334
-120-M 67					120	67	27	—	39	—	—	95	1.3	33.2	0.7			339					
-125-M 42					125	42	57	—	36.4	—	—	97	—	23.6	—			337					
-135-M 22					2	135	22	28	59	34.3	—	53	107	1.7	16.2		0.5		335				
-150-M 67						150	67	57	—	39	—	—	122	1.5	34		0.9		340				
-155-M 42					2	155	42	28	59	36.4	—	53	127	1.9	24.5		0.7		338				
-180-M 67						180	67	—	—	39	—	—	152	2	34.9		1		341				
-SLFB16- 75-M 22					1	16	32	8	75	22	27	—	34.3	42	—		32	50	1	14.5	0.3		342
- 95-M 42	95	42	—	—					36.4	—	—	70	1.1	22.8	0.5			345					
-105-M 22	105	22	57	—					34.3	—	—	77	1.2	15.3	—			343					
-120-M 67	120	67	27	—					39	—	—	95	1.3	33.2	0.7			348					
-125-M 42	125	42	57	—					36.4	—	—	97	—	23.6	—			346					
-135-M 22	2	135	22	28					59	34.3	—	53	107	1.7	16.2	0.5			344				
-150-M 67		1	150	67					57	—	39	50	—	120	—	34		0.7		349			
-155-M 42	155		42	86					—	36.4	—	—	125	1.9	24.5	—			347				
-180-M 67	2	180	67	28					59	39	42	53	152	2	34.9	1			350				
-SLSB16- 90 CV		3	16	21					2.5	90	64	—	—	53	—	—		32	62	1.1	10.5	0.6	
-120 CV	120				94	—	—	92		1.5	12.4	0.8					352						
-150 CV	150				124	—	—	122		1.6	13.5	1.5					353						
-180 CV	180				154	—	—	152		1.9	15.4	1.9					354						
-210 CV	210				184	—	—	182		2.1	16.5	3					355						
-240 CV	240				214	—	—	212		2.4	18.4	3.7					356						
-270 CV	270				244	—	—	242		2.7	20.3	4.6					357						


特点
加热装置
一体型 3"
一体型 CURVE
一体型系列
2 体型系列
UNO
强力型 热媒刀嘴
Z
直柄延长杆
相关商品
周边机器
技术资料



型号	Fig.	φD	φC	t	L	M	L ₁	L ₂	φC ₁	φC ₂	φC ₃	H	h	Kg	N	S	缩略图
A63-SLSB20- 95-M 42	1	20	29	4.5	95	42	27	—	33.4	42	—	40	70	1	25.4	0.5	358
-120-M 67					120	67			36				95	1.1	40.8	0.9	361
-125-M 42					125	42	57		33.4				97	1.2	26.2	0.8	359
-150-M 67					150	67			36				122	1.4	41.6	1.2	362
-M 97						97	27		39.2	53			125		59.3	1.1	364
-155-M 42					155	42	87		33.4	50			130	1.8	27.1	0.8	360
-180-M 67	2				180	67	28	59	36	42	53		152	1.9	42.5	1.2	363
-M 97	1					97	57	—	39.2	53	—		151	1.8	60.1	1.3	369
-M127						127	27		42.3				155	1.6	79.1	1.5	367
-210-M 97					210	97	87		39.2				181	2.2	61	1.6	366
-M127						127	57		42.3				2	79.9	1.8	368	
-M157						157	27		45.5				185	1.9	97.6	1.9	370
-240-M127					240	127	87		42.3	50			215	2.3	80.7	2.3	369
-M157						157	57		45.5	53			211		98.4	2.2	371
-270-M157					270		87			50			245	2.6	99.3	2.8	372
-SLRB20- 95-M 42	1	20	38	9	95	42	27	—	42.4	53	—	40	70	1.3	25.6	0.3	373
-120-M 67					120	67			45				95	1.5	41	0.5	376
A63 -125-M 42					125	42	57		42.4				96	1.7	26.4	0.4	374
-150-M 67					150	67			45				121	1.9	41.8	0.6	377
-155-M 42					155	42	87		42.4				126	2.1	27.2		375
-180-M 67					180	67			45				151	2.3	42.7	0.8	378
-SLFB20- 95-M 42	1	20	38	9	95	42	27	—	42.4	53	—	40	70	1.3	25.6	0.3	379
 -120-M 67					120	67			45				95	1.5	41	0.5	382
-125-M 42					125	42	57		42.4				96	1.7	26.4	0.4	380
-150-M 67					150	67			45	50			120	1.9	41.8	0.7	383
-155-M 42					155	42	87		42.4				125	2	27.2	0.6	381
-180-M 67					180	67			45				150	2.2	42.7	0.9	384
-SLSB20- 90 CV	3	20	26	3	90	64	—	—	51	—	—	40	62	1.2	10.7	0.5	385
-120 CV					120	94			53				92	1.5	12.8	0.8	386
-150 CV					150	124							122	1.7	14.1	1.3	387
-180 CV					180	154							152	2	16.2	1.8	388
-210 CV					210	184							182	2.4	18.2	2.3	389
-240 CV					240	214							212	2.7	20.2	3	390
-270 CV					270	244							242	3.1	22.8	3.4	391
A63-SLRB25- 95-M 42	1	25	45	10	95	42	27	—	49.4	53	—	45	70	1.4	28.7	0.3	392
-125-M 42					125		57						96	1.8	29.5	0.4	393
-155-M 42					155		87						126	2.2	30.4	0.6	394
-SLFB25- 95-M 42	1	25	45	10	95	42	27	—	49.4	53	—	45	70	1.4	28.7	0.3	395
 -125-M 42					125		57						96	1.8	29.5	0.4	396
-155-M 42					155		87						126	2.2	30.4	0.6	397
A63-SLRB32-110-M 42	1	32	54	11	110	42	42	—	58.4	63	—	50	84	1.8	13.3	0.3	398

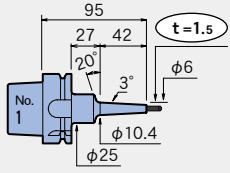
NEW

φ70 加热喷头 (HRB-03S-230AS)



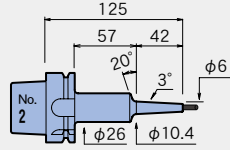
HEAT ROBO Baby3000S

A63-SLSA3-95-M42



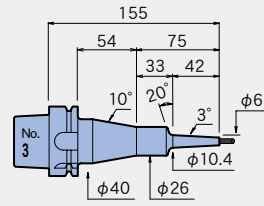
9.1

A63-SLSA3-125-M42



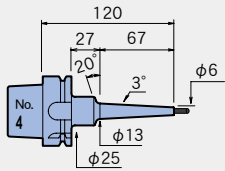
9.6

A63-SLSA3-155-M42



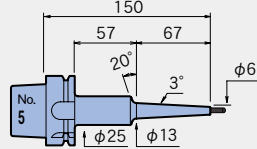
9.9

A63-SLSA3-120-M67



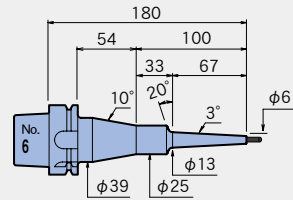
14.7

A63-SLSA3-150-M67



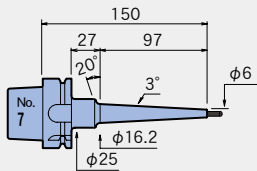
15.8

A63-SLSA3-180-M67



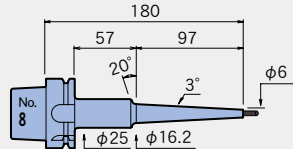
15.7

A63-SLSA3-150-M97



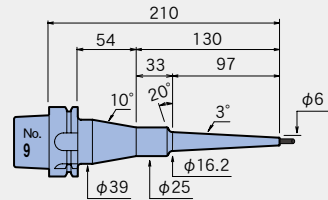
20.5

A63-SLSA3-180-M97



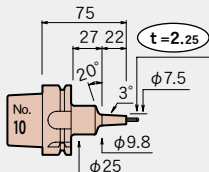
22.2

A63-SLSA3-210-M97



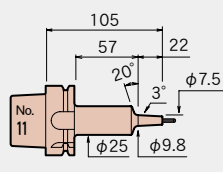
22.1

A63-SLRA3-75-M22



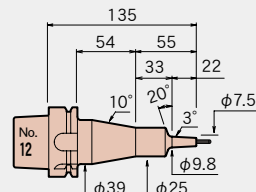
2.8

A63-SLRA3-105-M22



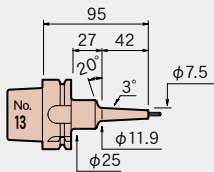
3.2

A63-SLRA3-135-M22



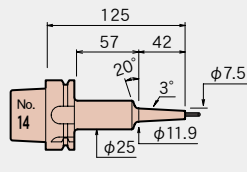
3.2

A63-SLRA3-95-M42



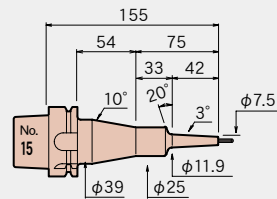
5.3

A63-SLRA3-125-M42



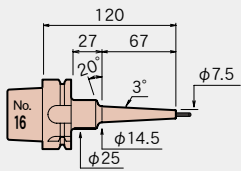
6.0

A63-SLRA3-155-M42



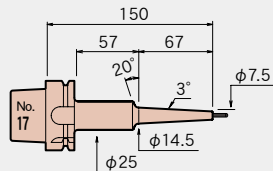
6.0

A63-SLRA3-120-M67



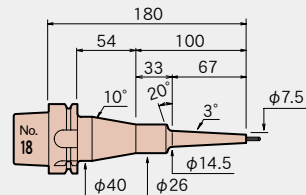
8.8

A63-SLRA3-150-M67



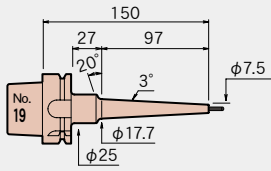
9.9

A63-SLRA3-180-M67



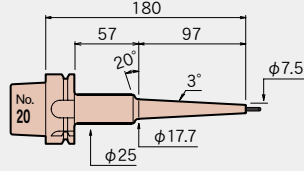
9.8

A63-SLRA3-150-M97



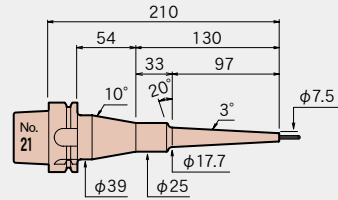
12.9

A63-SLRA3-180-M97



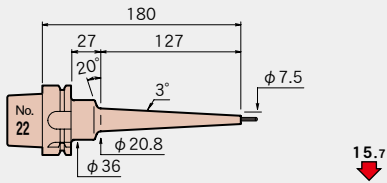
14.6

A63-SLRA3-210-M97



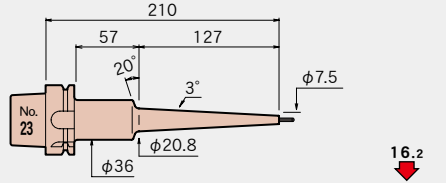
14.4

A63-SLRA3-180-M127



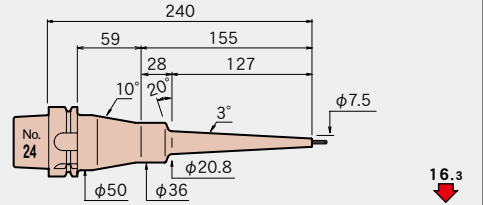
15.7

A63-SLRA3-210-M127



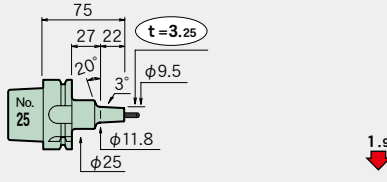
16.2

A63-SLRA3-240-M127



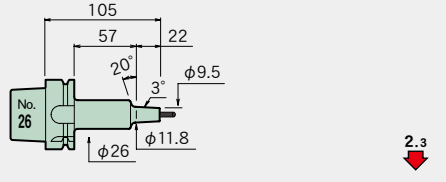
16.3

A63-SLFB3-75-M22



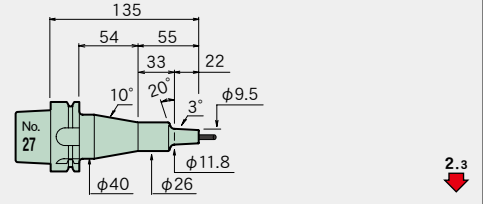
1.9

A63-SLFB3-105-M22



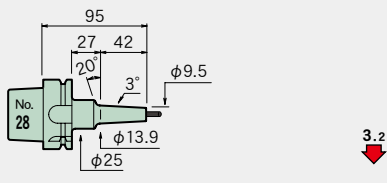
2.3

A63-SLFB3-135-M22



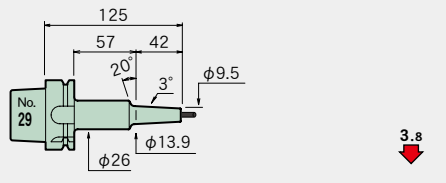
2.3

A63-SLFB3-95-M42



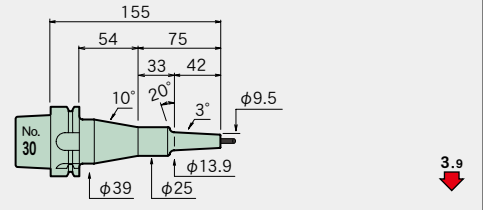
3.2

A63-SLFB3-125-M42



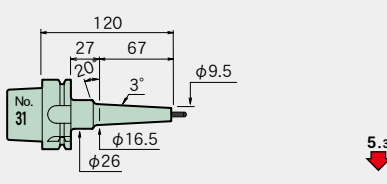
3.8

A63-SLFB3-155-M42



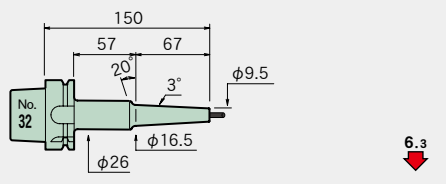
3.9

A63-SLFB3-120-M67



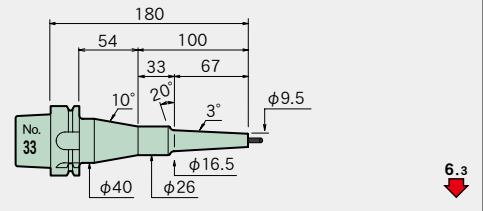
5.3

A63-SLFB3-150-M67



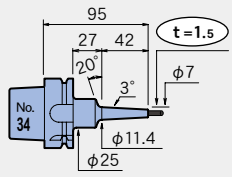
6.3

A63-SLFB3-180-M67



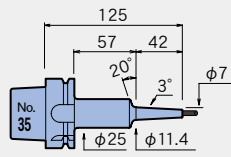
6.3

A63-SLSA4-95-M42



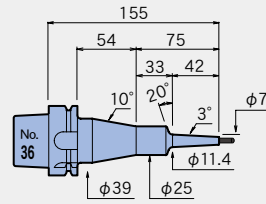
7.2

A63-SLSA4-125-M42



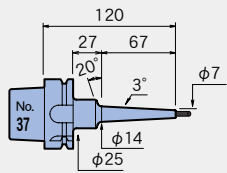
7.9

A63-SLSA4-155-M42



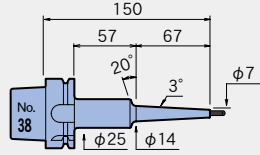
7.9

A63-SLSA4-120-M67



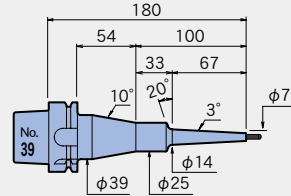
11.7

A63-SLSA4-150-M67



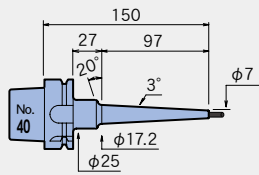
12.8

A63-SLSA4-180-M67



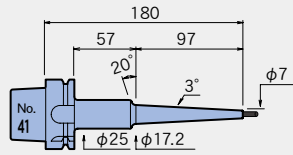
12.8

A63-SLSA4-150-M97



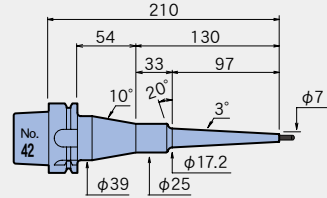
16.6

A63-SLSA4-180-M97



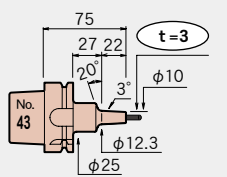
18.4

A63-SLSA4-210-M97



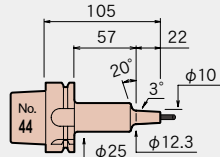
18.2

A63-SLRA4-75-M22



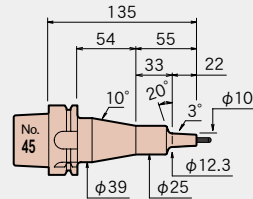
1.7

A63-SLRA4-105-M22



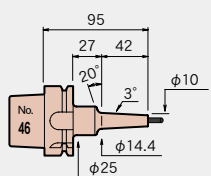
2.2

A63-SLRA4-135-M22



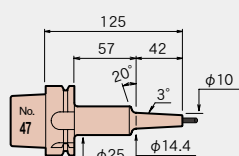
2.2

A63-SLRA4-95-M42



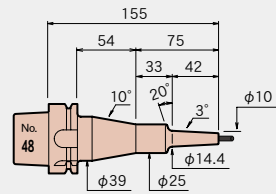
3.1

A63-SLRA4-125-M42



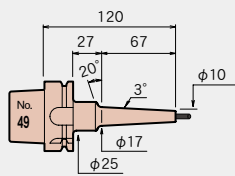
3.8

A63-SLRA4-155-M42



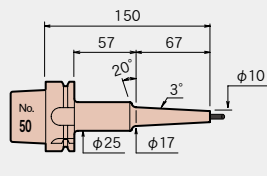
3.8

A63-SLRA4-120-M67



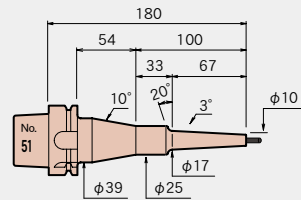
5.1

A63-SLRA4-150-M67



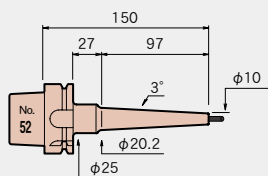
6.3

A63-SLRA4-180-M67



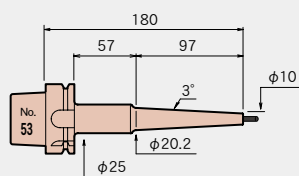
6.2

A63-SLRA4-150-M97



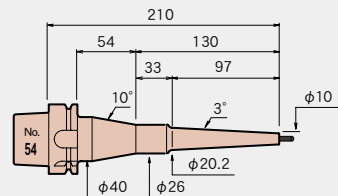
7.7

A63-SLRA4-180-M97



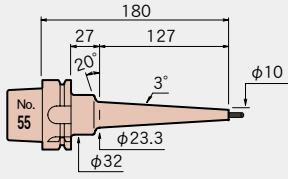
9.5

A63-SLRA4-210-M97



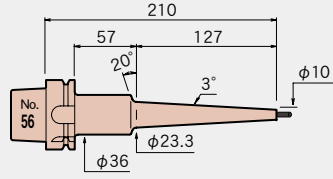
9.1

A63-SLRA4-180-M127



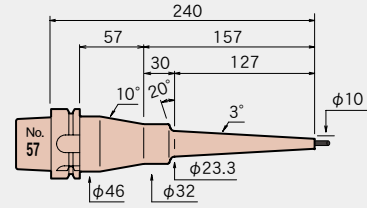
9.4

A63-SLRA4-210-M127



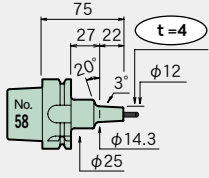
9.9

A63-SLRA4-240-M127



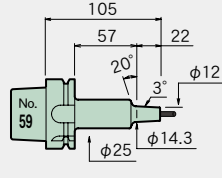
10.3

A63-SLFB4-75-M22



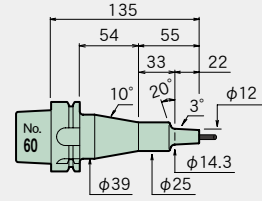
1.3

A63-SLFB4-105-M22



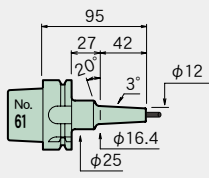
1.8

A63-SLFB4-135-M22



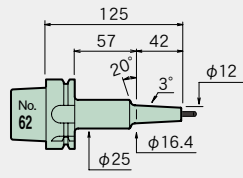
1.8

A63-SLFB4-95-M42



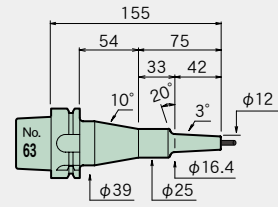
2.2

A63-SLFB4-125-M42



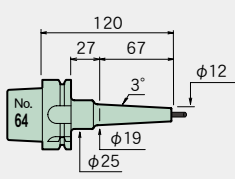
2.9

A63-SLFB4-155-M42



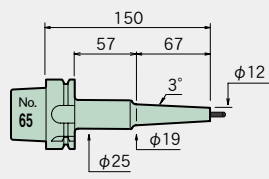
2.9

A63-SLFB4-120-M67



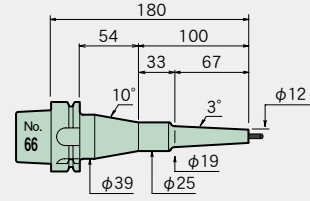
3.6

A63-SLFB4-150-M67



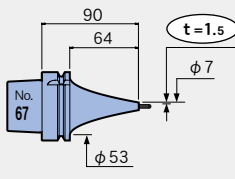
4.7

A63-SLFB4-180-M67



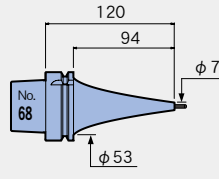
4.6

A63-SLSA4-90 CV



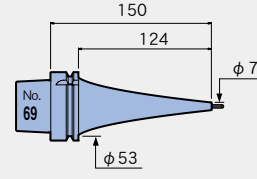
1.8

A63-SLSA4-120 CV



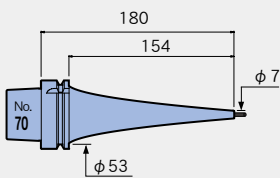
2.7

A63-SLSA4-150 CV



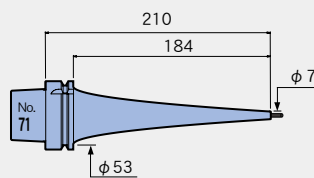
4.0

A63-SLSA4-180 CV



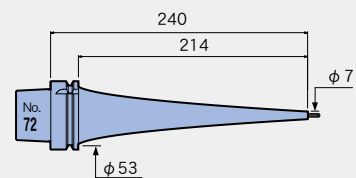
6.6

A63-SLSA4-210 CV



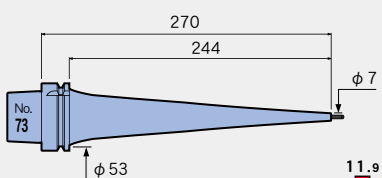
11.6

A63-SLSA4-240 CV



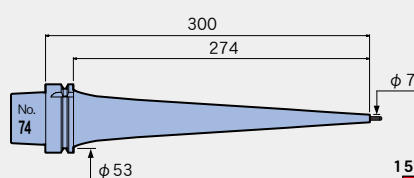
14.0

A63-SLSA4-270 CV



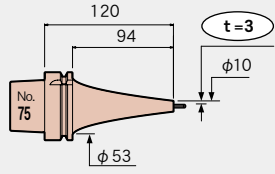
11.9

A63-SLSA4-300 CV



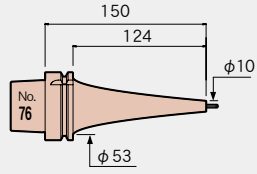
15.9

A63-SLRA4-120 CV



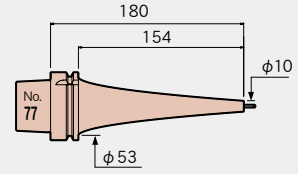
1.9

A63-SLRA4-150 CV



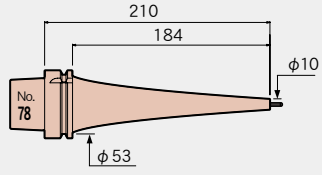
2.9

A63-SLRA4-180 CV



3.3

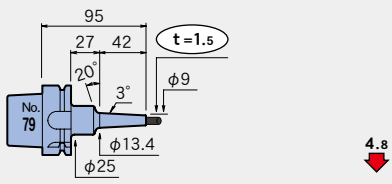
A63-SLRA4-210 CV



5.6

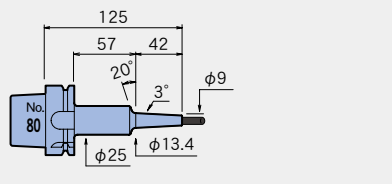
φ6

A63-SLSA6-95-M42



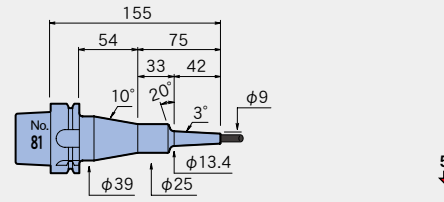
4.8

A63-SLSA6-125-M42



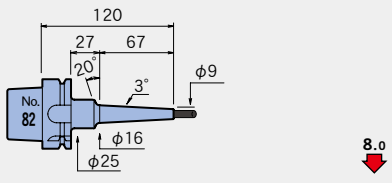
5.6

A63-SLSA6-155-M42



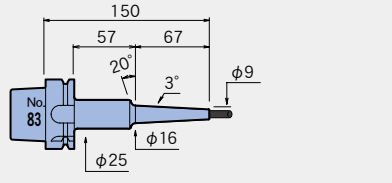
5.6

A63-SLSA6-120-M67



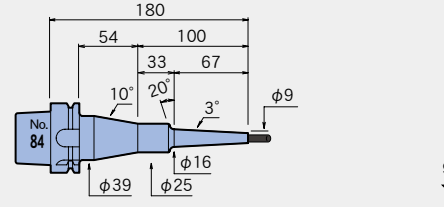
8.0

A63-SLSA6-150-M67



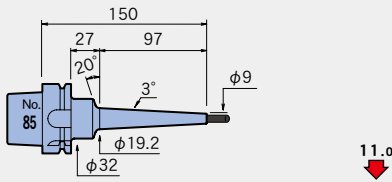
9.3

A63-SLSA6-180-M67



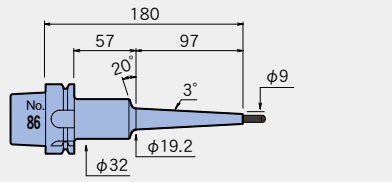
9.2

A63-SLSA6-150-M97



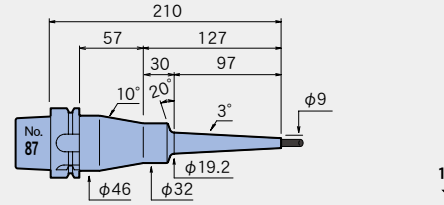
11.0

A63-SLSA6-180-M97



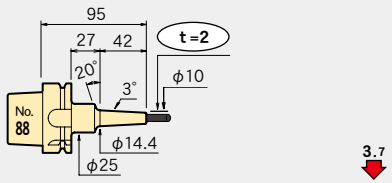
11.7

A63-SLSA6-210-M97



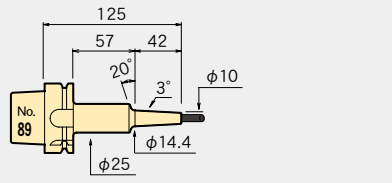
11.7

A63-SLSB6-95-M42



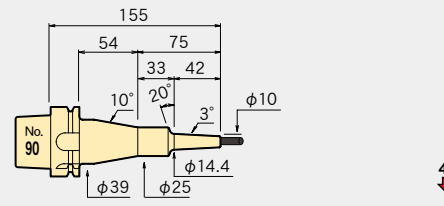
3.7

A63-SLSB6-125-M42



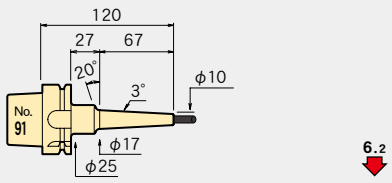
4.5

A63-SLSB6-155-M42



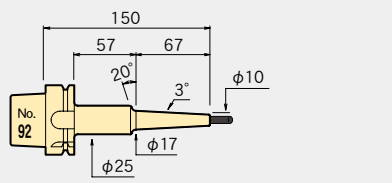
4.4

A63-SLSB6-120-M67



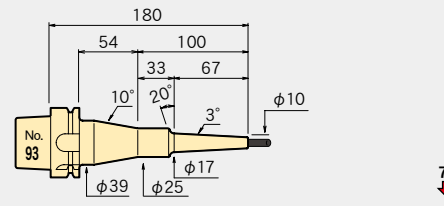
6.2

A63-SLSB6-150-M67



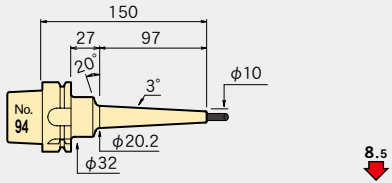
7.4

A63-SLSB6-180-M67



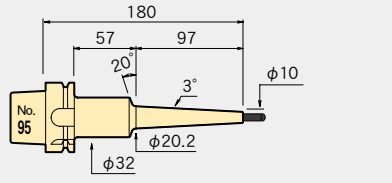
7.3

A63-SLSB6-150-M97



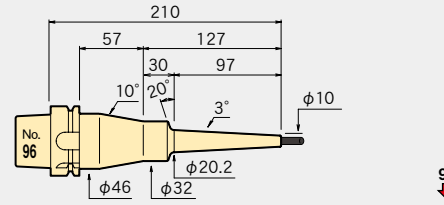
8.5

A63-SLSB6-180-M97



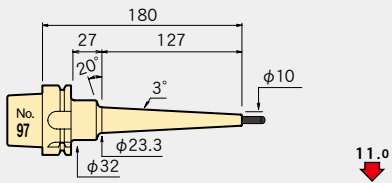
9.2

A63-SLSB6-210-M97



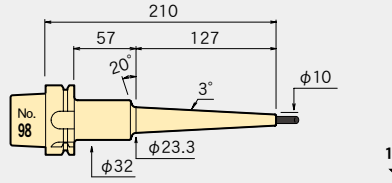
9.2

A63-SLSB6-180-M127



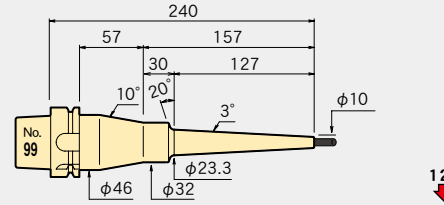
11.0

A63-SLSB6-210-M127



12.0

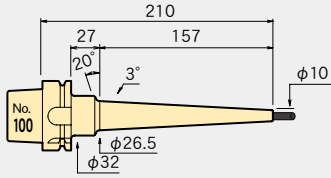
A63-SLSB6-240-M127



12.0

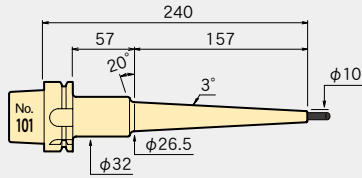
特点
加热装置
一体型 3°
一体型 CURVE
一体型系列
2 体型系列
UNO
强力型 热敏刀柄
Z
直柄延长杆
相关商品
周边机器
技术资料

A63-SLSB6-210-M157



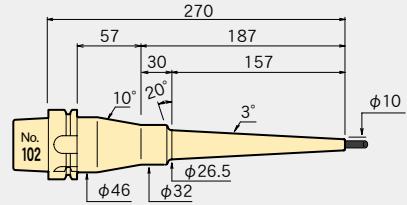
13.2

A63-SLSB6-240-M157



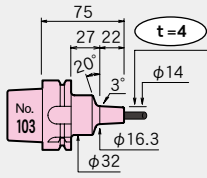
14.6

A63-SLSB6-270-M157



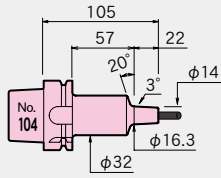
14.6

A63-SLRB6-75-M22



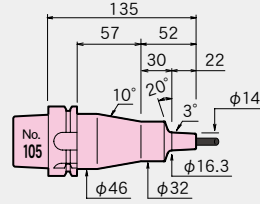
1.0

A63-SLRB6-105-M22



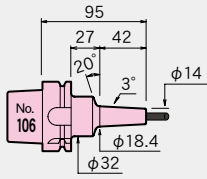
1.2

A63-SLRB6-135-M22



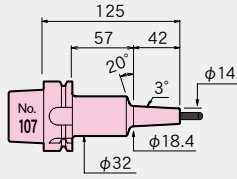
1.2

A63-SLRB6-95-M42



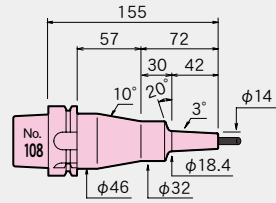
1.6

A63-SLRB6-125-M42



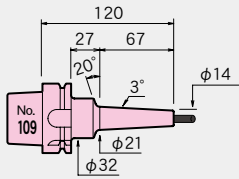
1.9

A63-SLRB6-155-M42



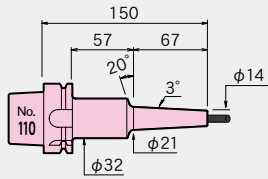
1.9

A63-SLRB6-120-M67



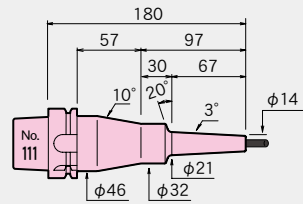
2.6

A63-SLRB6-150-M67



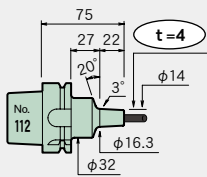
3.0

A63-SLRB6-180-M67



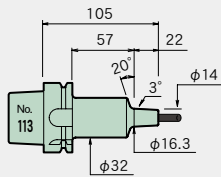
3.1

A63-SLFB6-75-M22



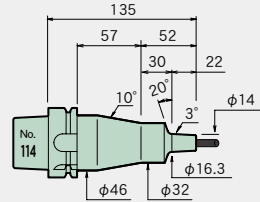
1.0

A63-SLFB6-105-M22



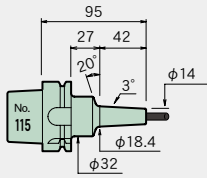
1.2

A63-SLFB6-135-M22



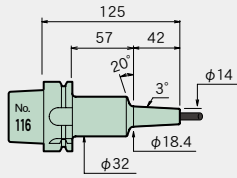
1.2

A63-SLFB6-95-M42



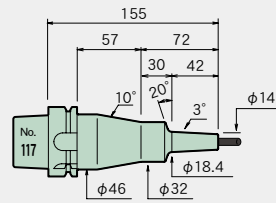
1.6

A63-SLFB6-125-M42



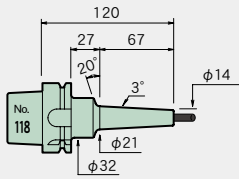
1.9

A63-SLFB6-155-M42



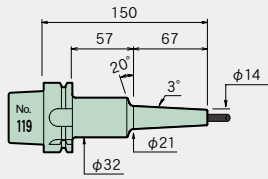
1.9

A63-SLFB6-120-M67



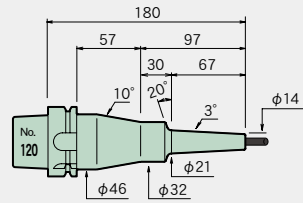
2.6

A63-SLFB6-150-M67



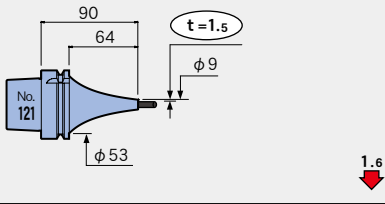
3.0

A63-SLFB6-180-M67

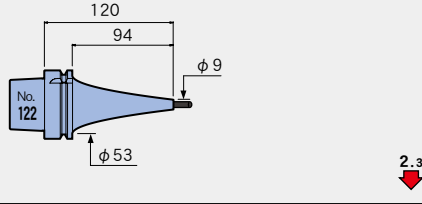


3.1

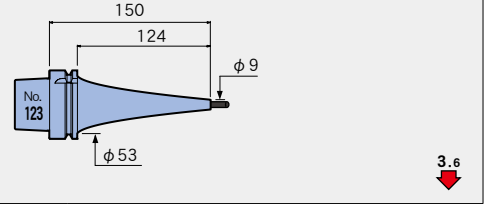
A63-SLSA6-90 CV



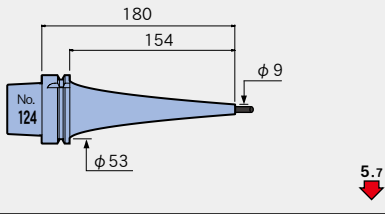
A63-SLSA6-120 CV



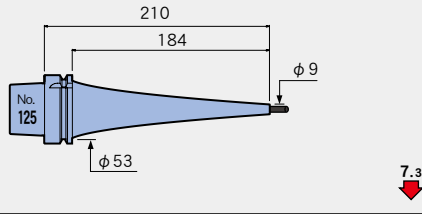
A63-SLSA6-150 CV



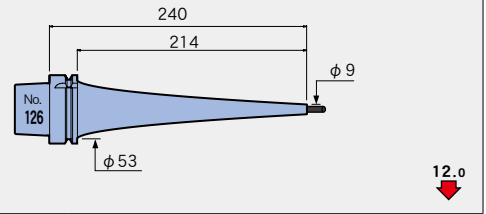
A63-SLSA6-180 CV



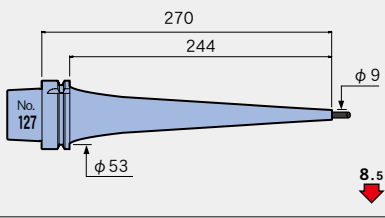
A63-SLSA6-210 CV



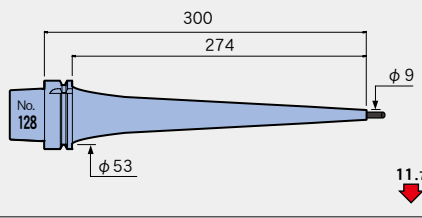
A63-SLSA6-240 CV



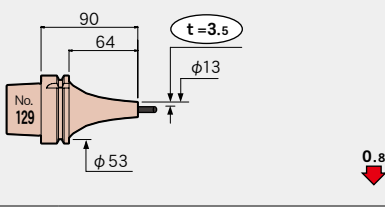
A63-SLSA6-270 CV



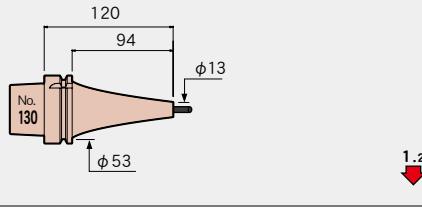
A63-SLSA6-300 CV



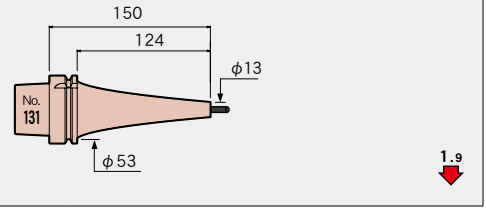
A63-SLRA6-90 CV



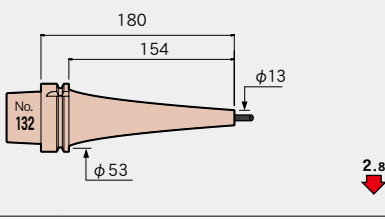
A63-SLRA6-120 CV



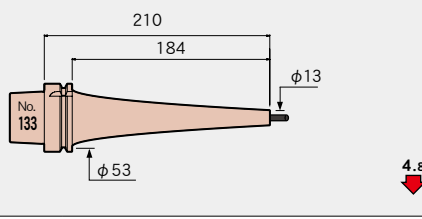
A63-SLRA6-150 CV



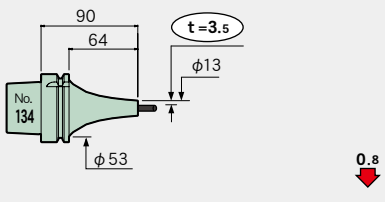
A63-SLRA6-180 CV



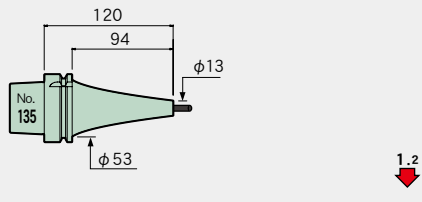
A63-SLRA6-210 CV



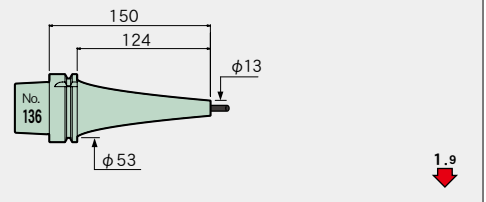
A63-SLFA6-90 CV



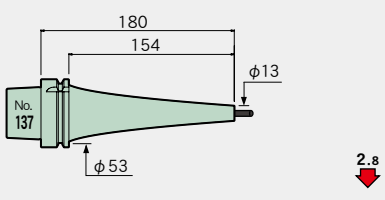
A63-SLFA6-120 CV



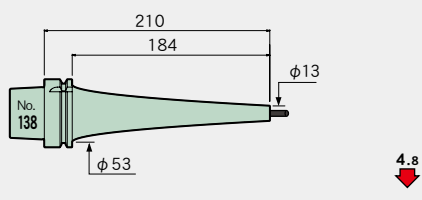
A63-SLFA6-150 CV



A63-SLFA6-180 CV



A63-SLFA6-210 CV



特点

加热装置

一体型 3°
一体型 CURVE

一体型系列

2 体型系列

UNO

强力型 热敏刀嘴

Z

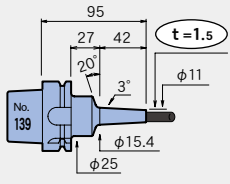
直柄延长杆

相关商品

周边机器

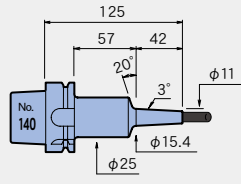
技术资料

A63-SLSA8-95-M42



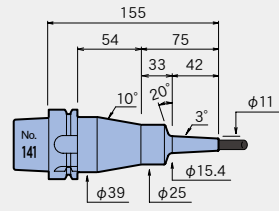
3.4

A63-SLSA8-125-M42



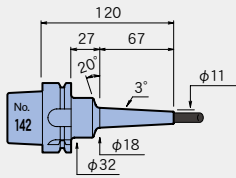
4.3

A63-SLSA8-155-M42



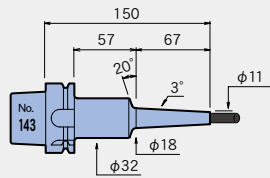
4.3

A63-SLSA8-120-M67



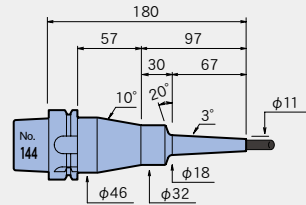
5.4

A63-SLSA8-150-M67



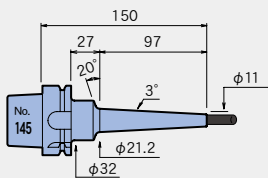
5.9

A63-SLSA8-180-M67



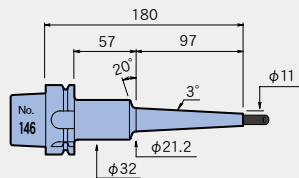
5.9

A63-SLSA8-150-M97



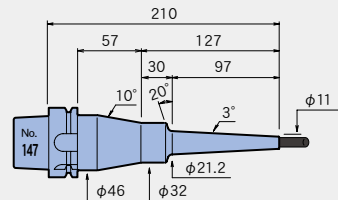
7.9

A63-SLSA8-180-M97



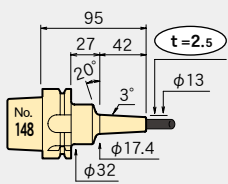
8.7

A63-SLSA8-210-M97



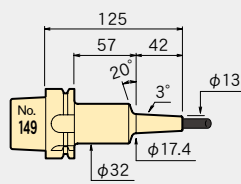
8.7

A63-SLSB8-95-M42



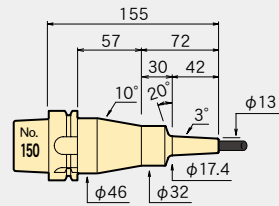
2.1

A63-SLSB8-125-M42



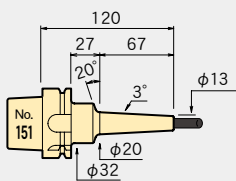
2.4

A63-SLSB8-155-M42



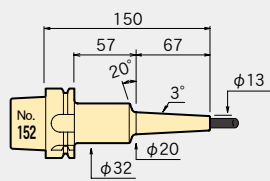
2.4

A63-SLSB8-120-M67



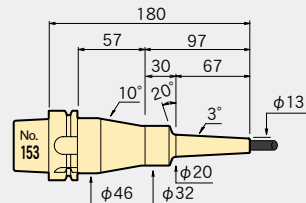
3.5

A63-SLSB8-150-M67



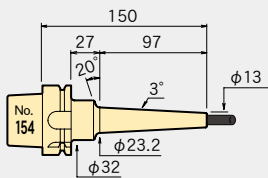
4.0

A63-SLSB8-180-M67



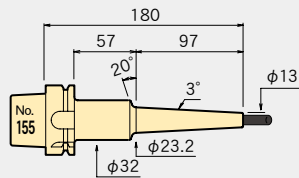
4.0

A63-SLSB8-150-M97



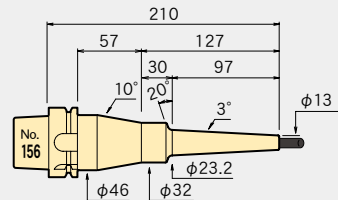
5.2

A63-SLSB8-180-M97



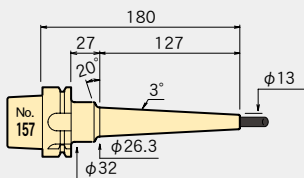
6.0

A63-SLSB8-210-M97



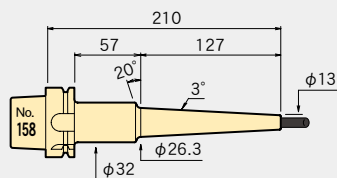
6.0

A63-SLSB8-180-M127



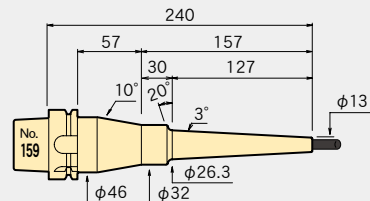
7.0

A63-SLSB8-210-M127



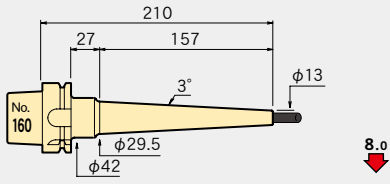
8.0

A63-SLSB8-240-M127



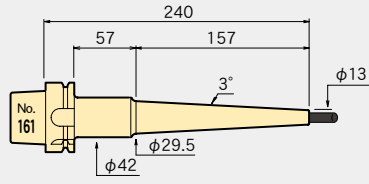
8.1

A63-SLSB8-210-M157



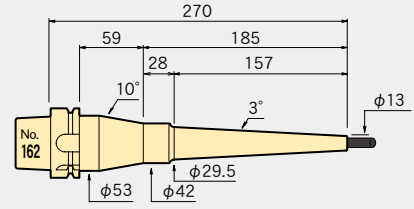
8.0

A63-SLSB8-240-M157



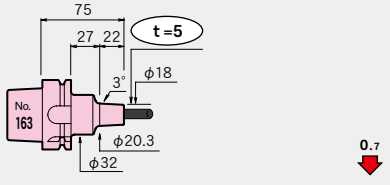
8.6

A63-SLSB8-270-M157



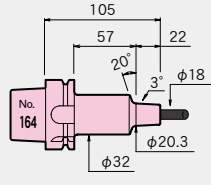
8.7

A63-SLRB8-75-M22



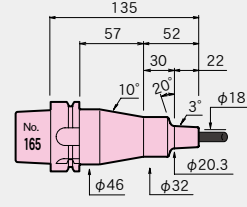
0.7

A63-SLRB8-105-M22



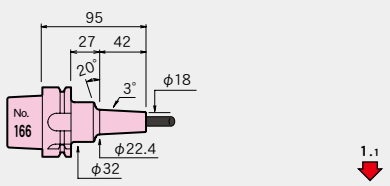
0.9

A63-SLRB8-135-M22



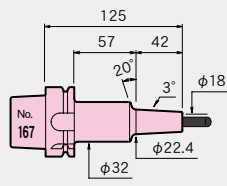
1.0

A63-SLRB8-95-M42



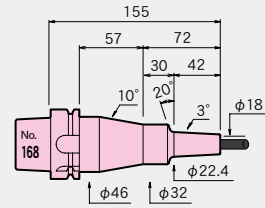
1.1

A63-SLRB8-125-M42



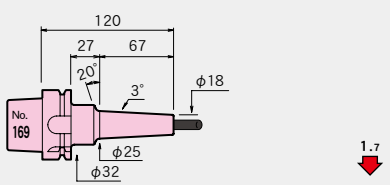
1.4

A63-SLRB8-155-M42



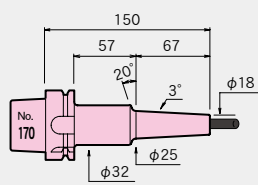
1.4

A63-SLRB8-120-M67



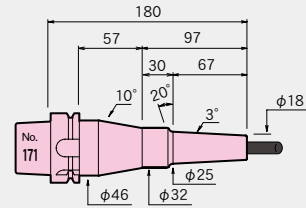
1.7

A63-SLRB8-150-M67



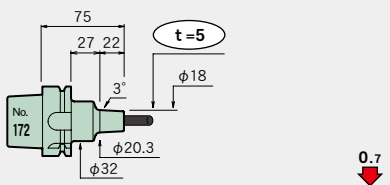
2.2

A63-SLRB8-180-M67



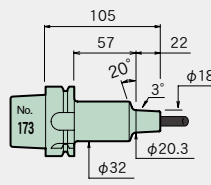
2.2

A63-SLFB8-75-M22



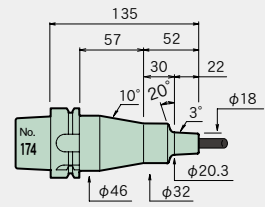
0.7

A63-SLFB8-105-M22



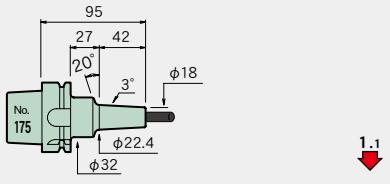
0.9

A63-SLFB8-135-M22



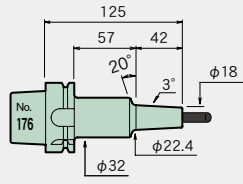
1.0

A63-SLFB8-95-M42



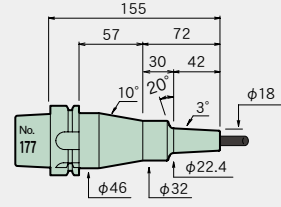
1.1

A63-SLFB8-125-M42



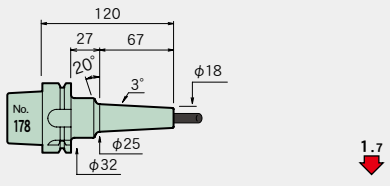
1.4

A63-SLFB8-155-M42



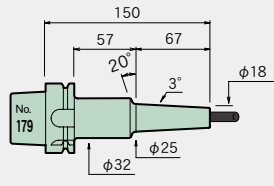
1.4

A63-SLFB8-120-M67



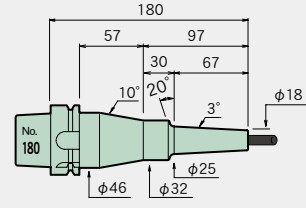
1.7

A63-SLFB8-150-M67

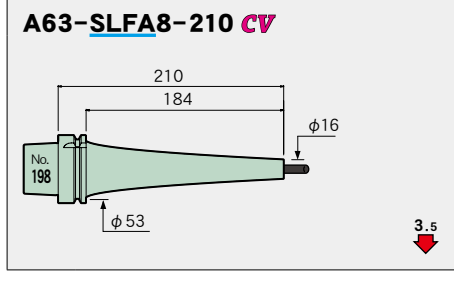
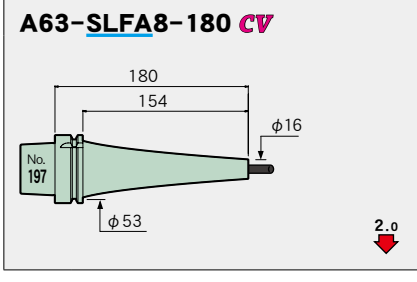
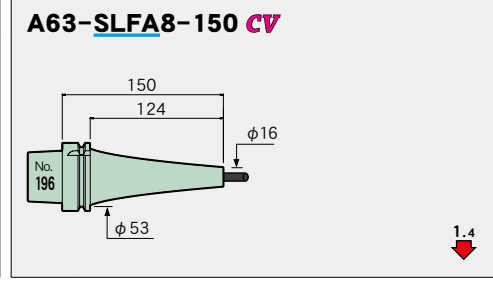
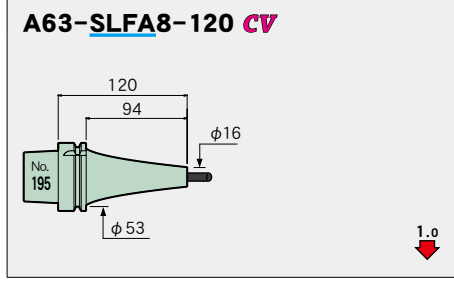
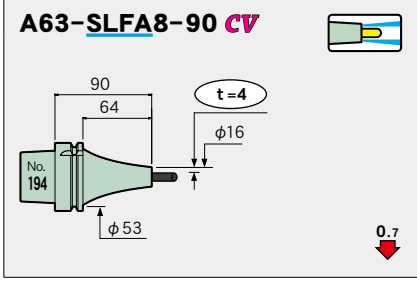
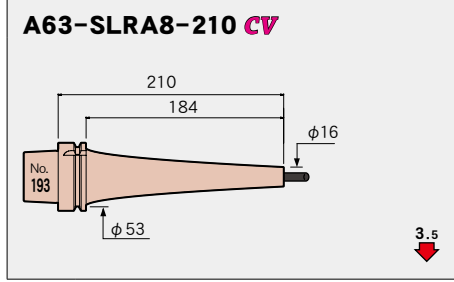
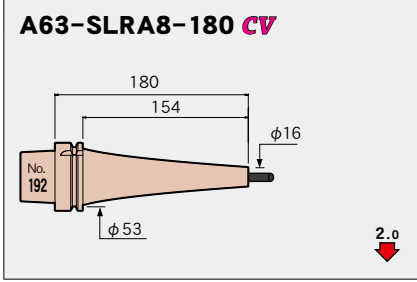
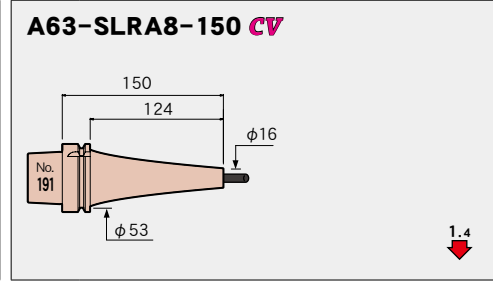
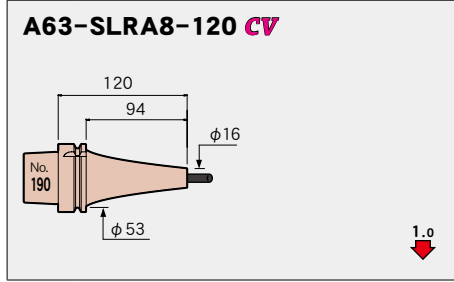
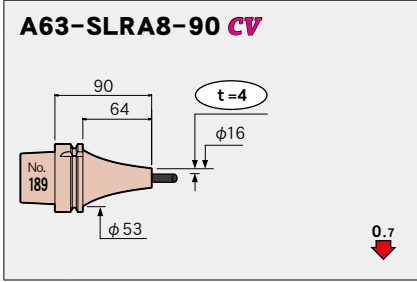
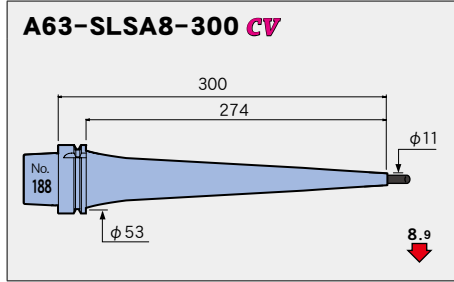
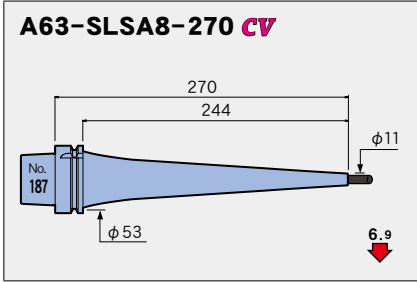
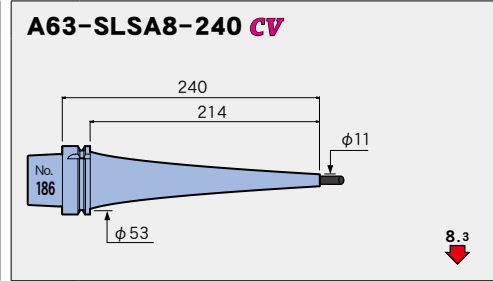
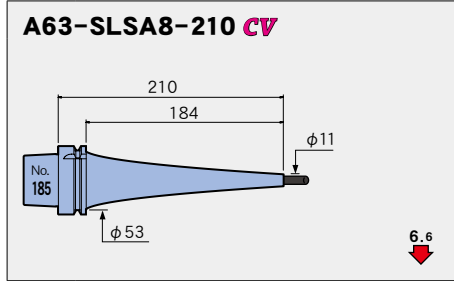
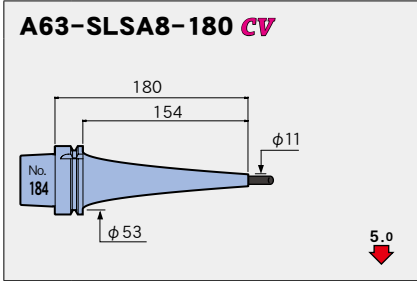
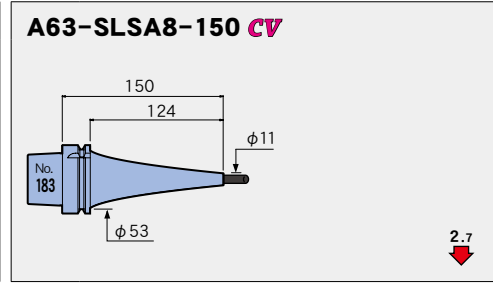
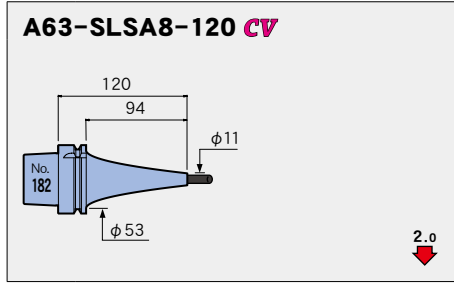
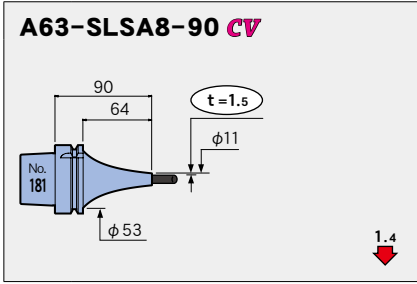


2.2

A63-SLFB8-180-M67

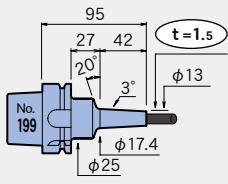


2.2



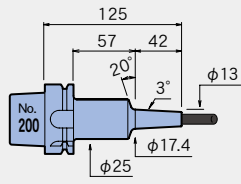
φ10

A63-SLSA10-95-M42



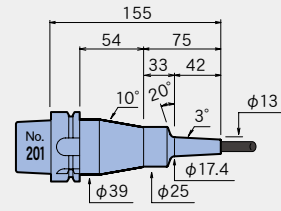
2.6

A63-SLSA10-125-M42



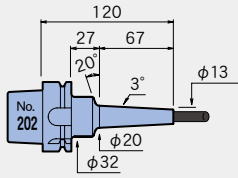
3.6

A63-SLSA10-155-M42



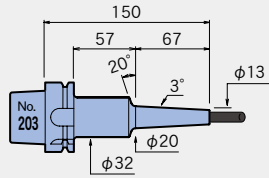
3.5

A63-SLSA10-120-M67



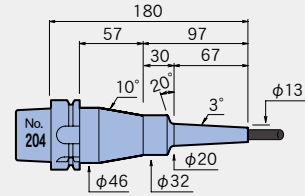
4.0

A63-SLSA10-150-M67



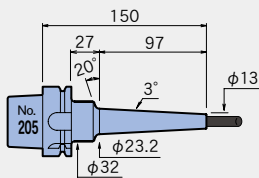
4.6

A63-SLSA10-180-M67



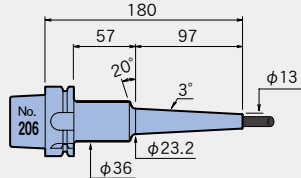
4.6

A63-SLSA10-150-M97



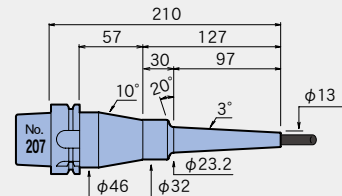
6.0

A63-SLSA10-180-M97



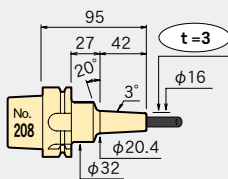
6.4

A63-SLSA10-210-M97



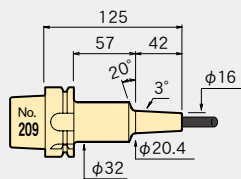
6.9

A63-SLSB10-95-M42



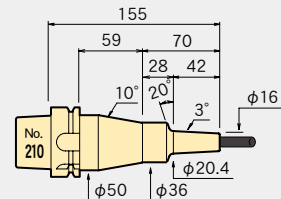
1.4

A63-SLSB10-125-M42



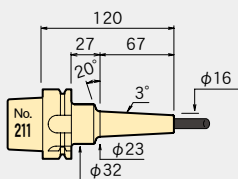
1.8

A63-SLSB10-155-M42



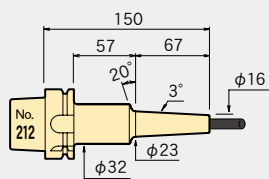
1.7

A63-SLSB10-120-M67



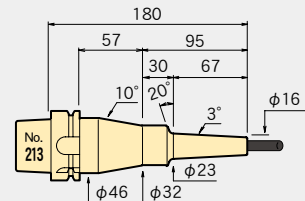
2.4

A63-SLSB10-150-M67



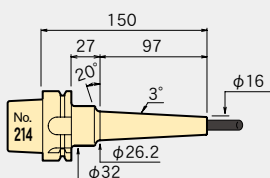
3.0

A63-SLSB10-180-M67



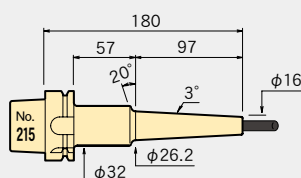
3.0

A63-SLSB10-150-M97



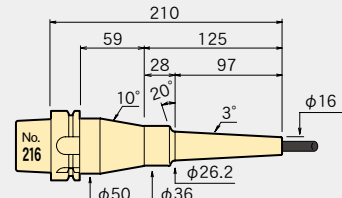
3.6

A63-SLSB10-180-M97



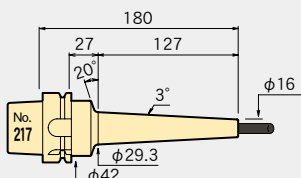
4.5

A63-SLSB10-210-M97



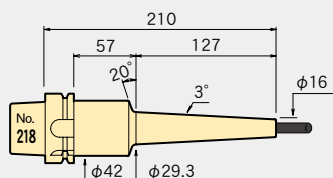
4.1

A63-SLSB10-180-M127



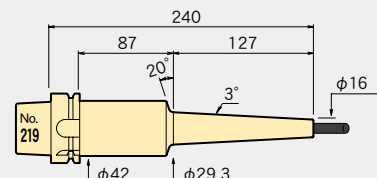
4.5

A63-SLSB10-210-M127

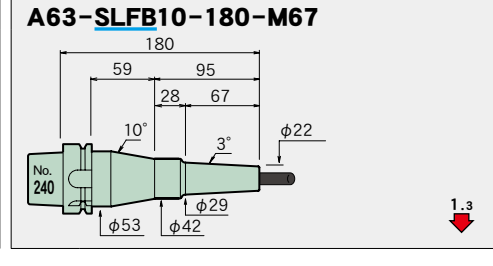
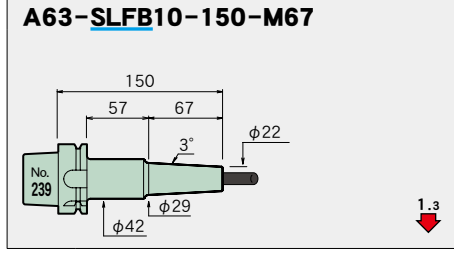
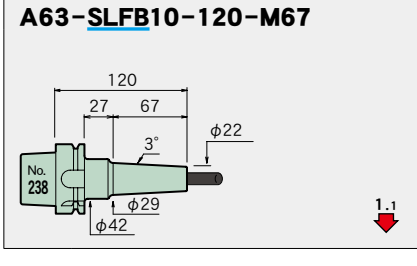
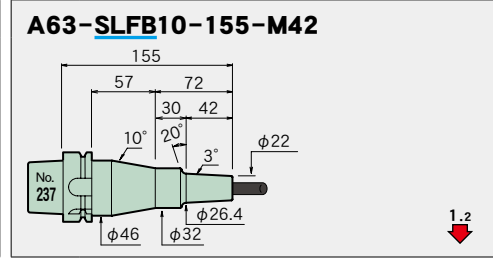
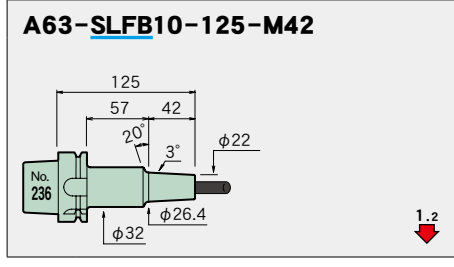
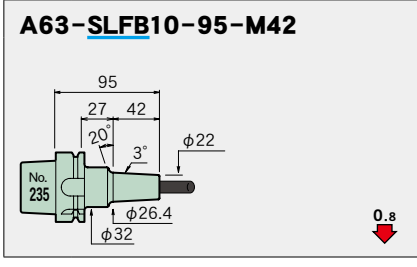
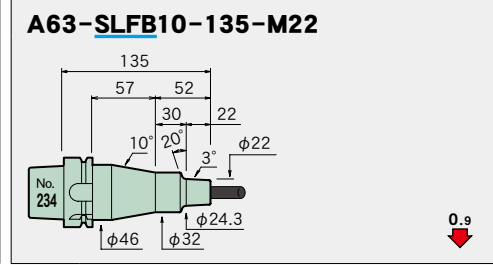
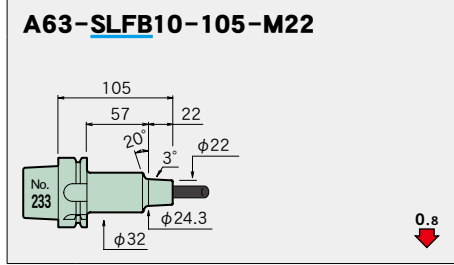
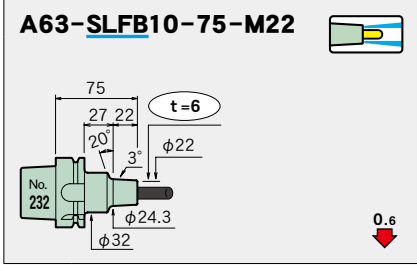
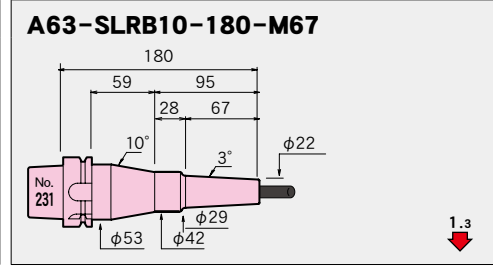
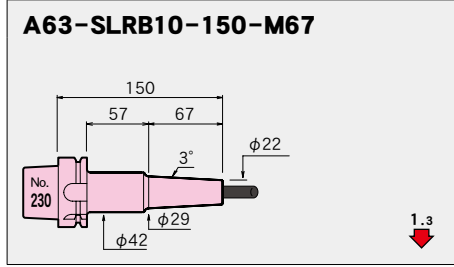
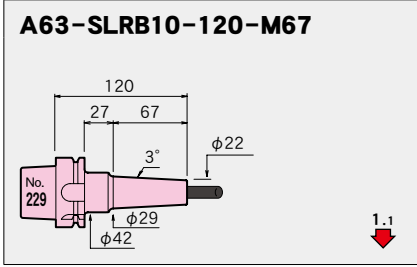
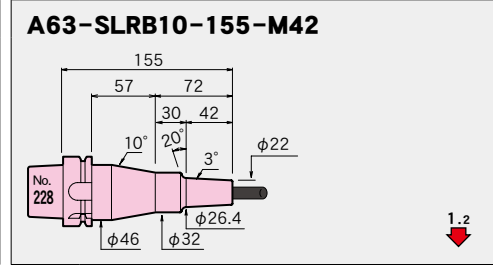
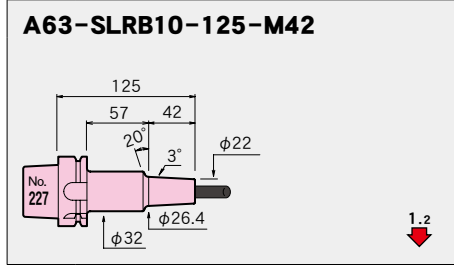
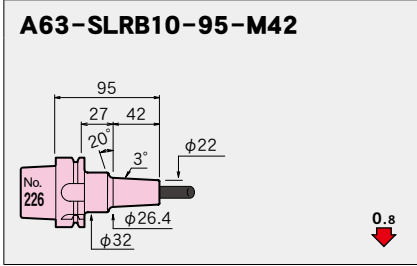
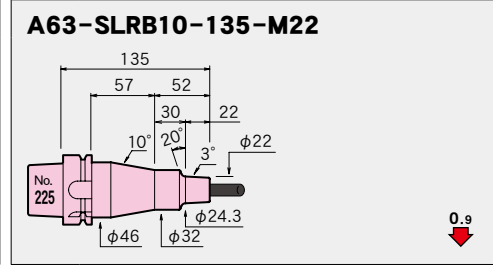
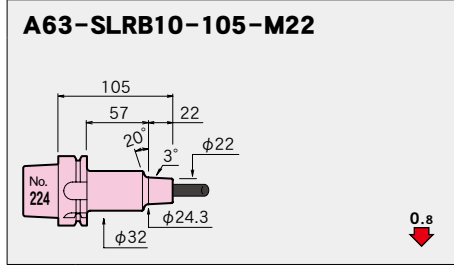
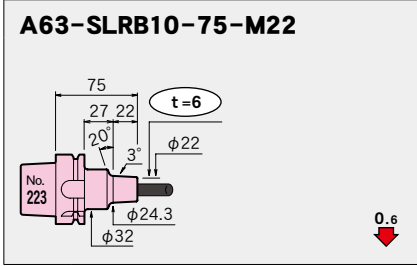
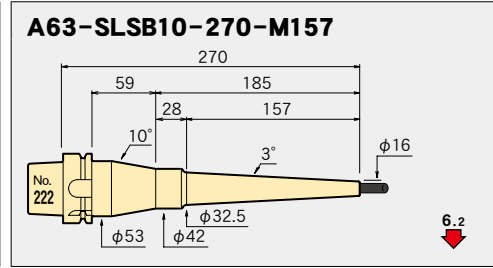
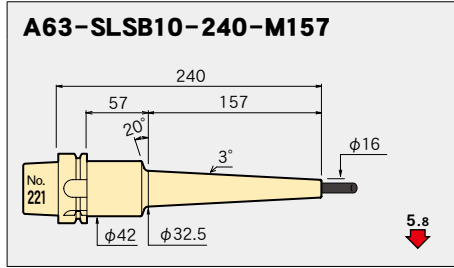
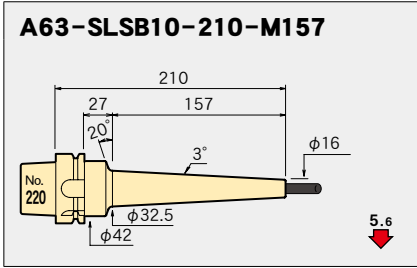


4.9

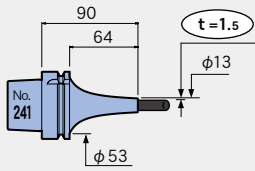
A63-SLSB10-240-M127



4.9

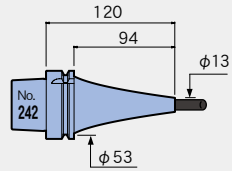


A63-SLSA10-90 CV



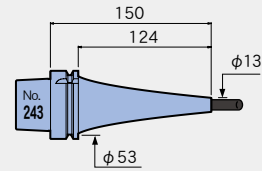
1.3

A63-SLSA10-120 CV



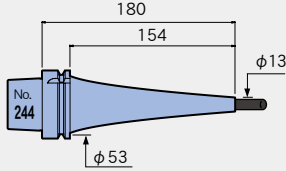
1.3

A63-SLSA10-150 CV



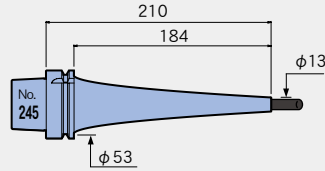
2.2

A63-SLSA10-180 CV



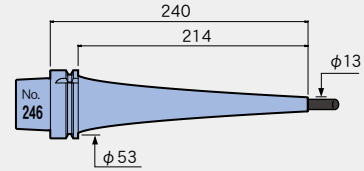
3.4

A63-SLSA10-210 CV



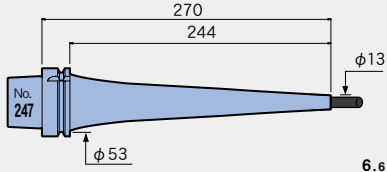
6.0

A63-SLSA10-240 CV



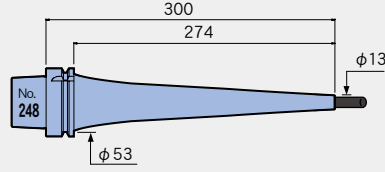
5.8

A63-SLSA10-270 CV



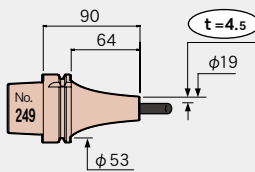
6.6

A63-SLSA10-300 CV



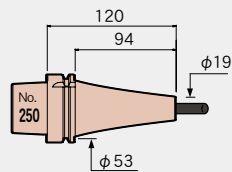
8.6

A63-SLRA10-90 CV



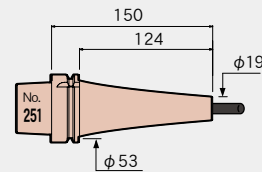
0.6

A63-SLRA10-120 CV



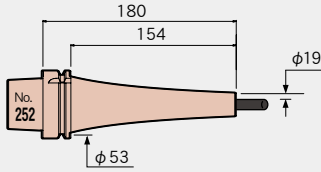
0.9

A63-SLRA10-150 CV



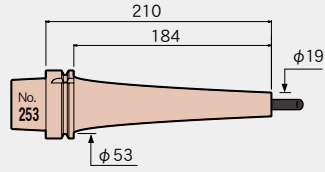
1.4

A63-SLRA10-180 CV



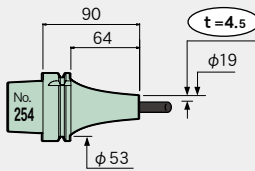
2.0

A63-SLRA10-210 CV



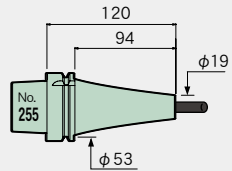
3.1

A63-SLFA10-90 CV



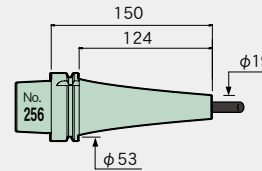
0.6

A63-SLFA10-120 CV



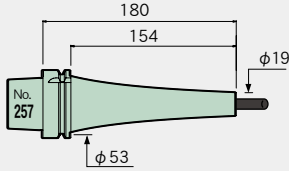
0.9

A63-SLFA10-150 CV



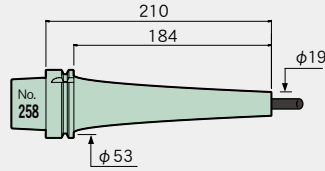
1.4

A63-SLFA10-180 CV



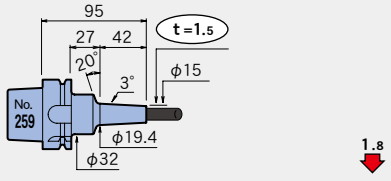
2.0

A63-SLFA10-210 CV

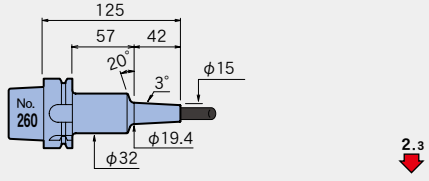


3.1

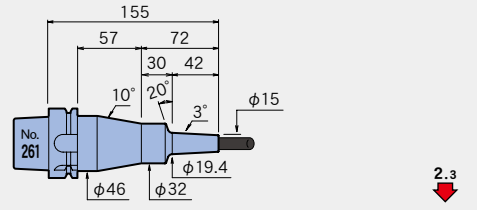
A63-SLSA12-95-M42



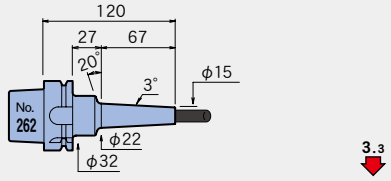
A63-SLSA12-125-M42



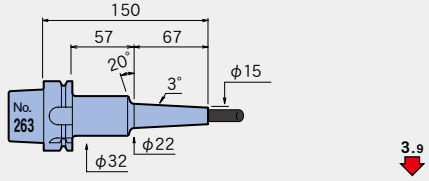
A63-SLSA12-155-M42



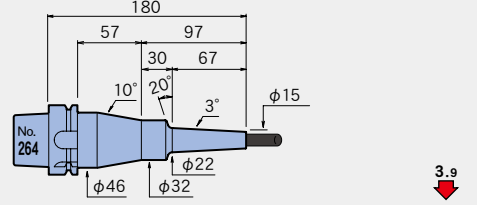
A63-SLSA12-120-M67



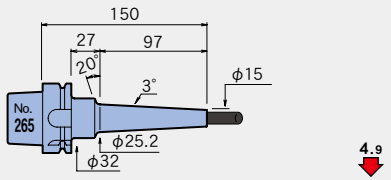
A63-SLSA12-150-M67



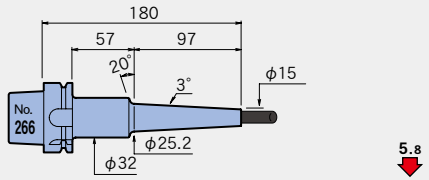
A63-SLSA12-180-M67



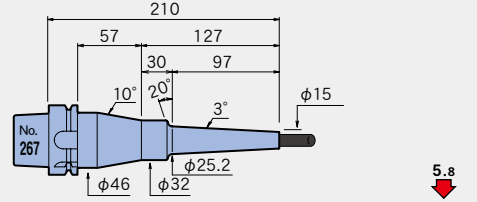
A63-SLSA12-150-M97



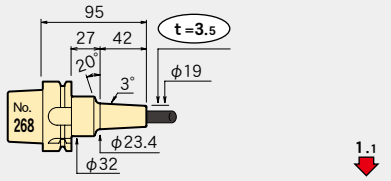
A63-SLSA12-180-M97



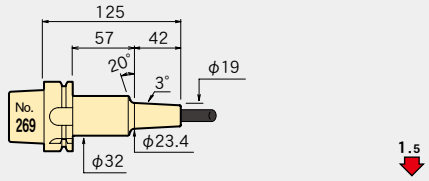
A63-SLSA12-210-M97



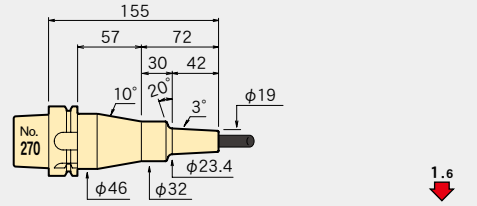
A63-SLSB12-95-M42



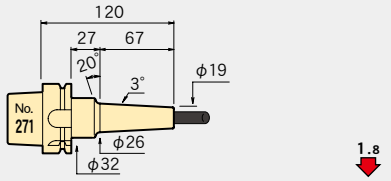
A63-SLSB12-125-M42



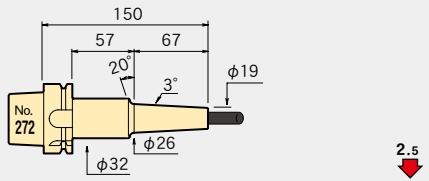
A63-SLSB12-155-M42



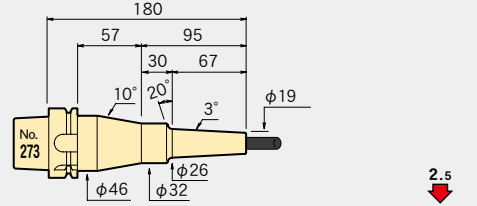
A63-SLSB12-120-M67



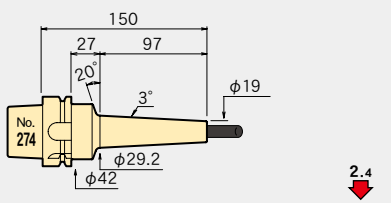
A63-SLSB12-150-M67



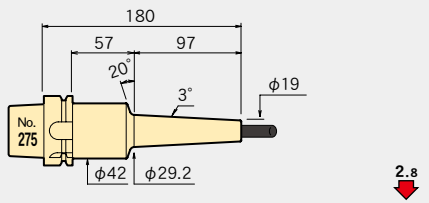
A63-SLSB12-180-M67



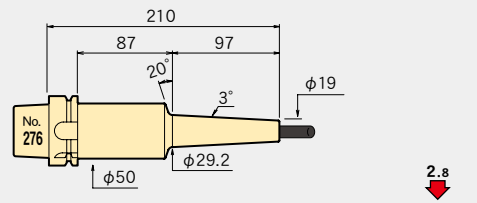
A63-SLSB12-150-M97



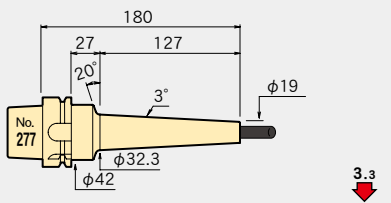
A63-SLSB12-180-M97



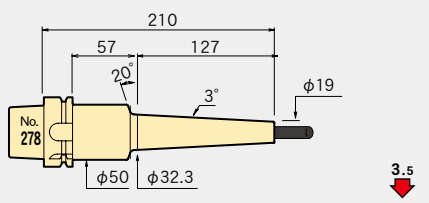
A63-SLSB12-210-M97



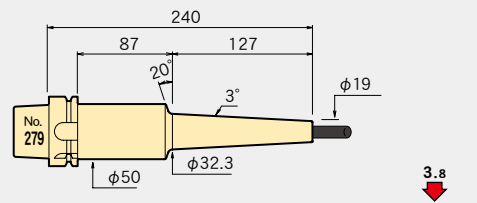
A63-SLSB12-180-M127

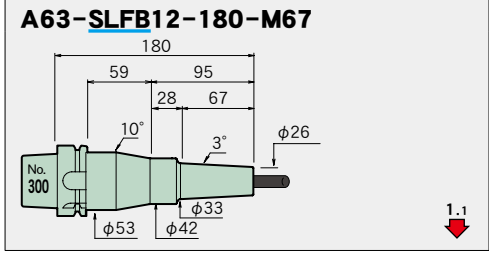
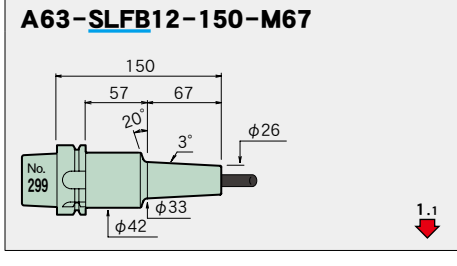
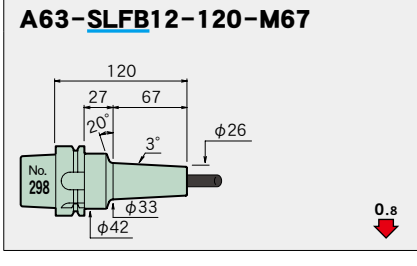
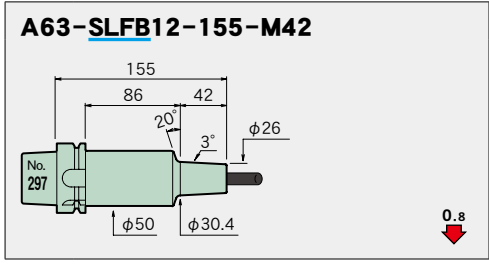
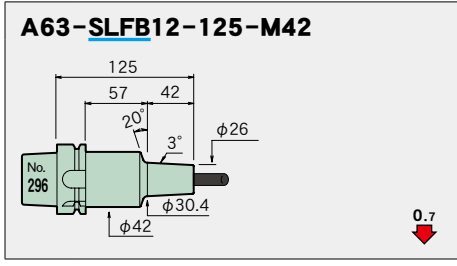
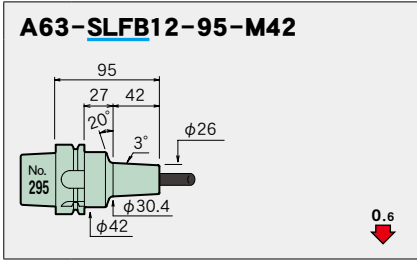
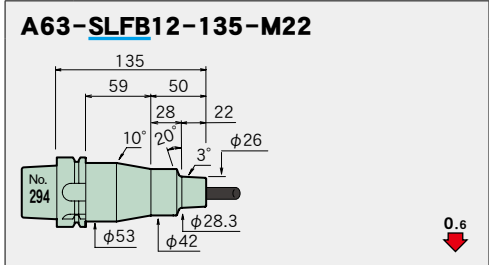
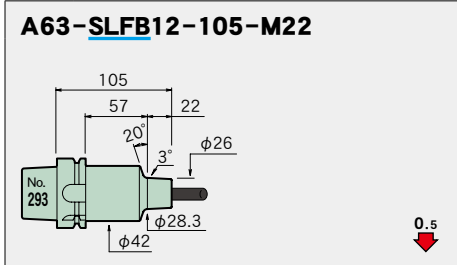
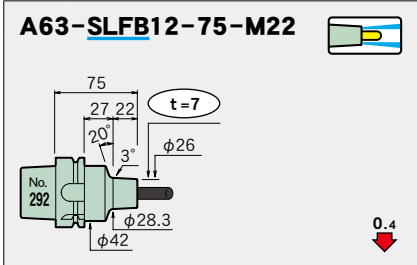
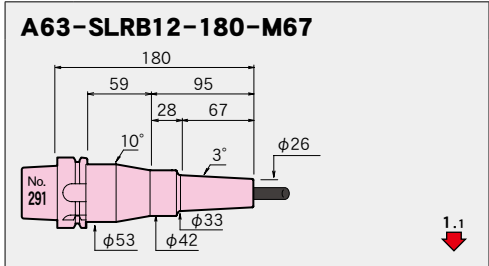
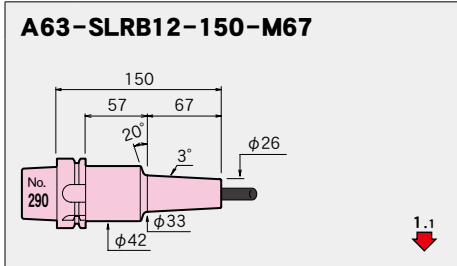
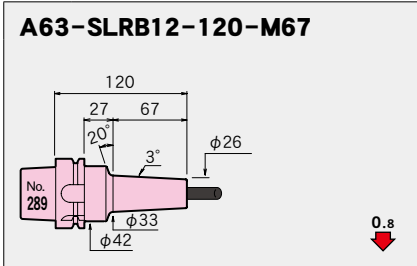
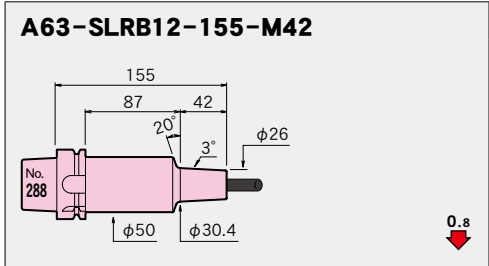
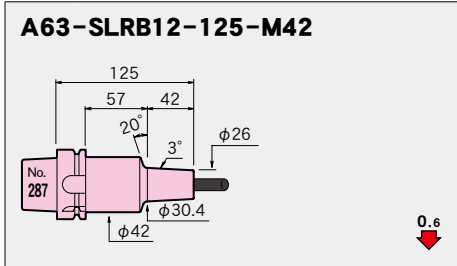
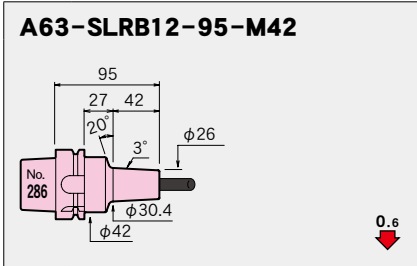
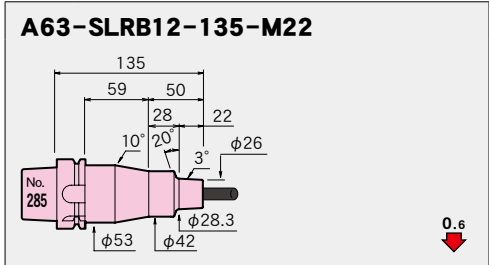
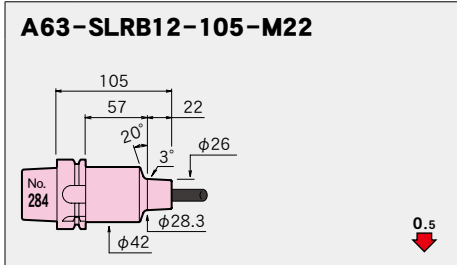
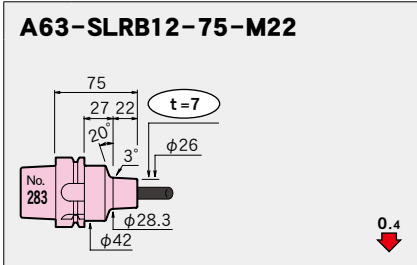
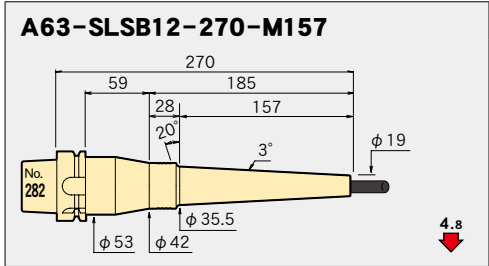
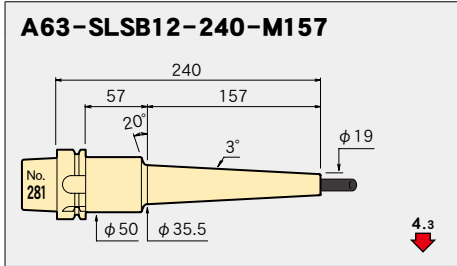
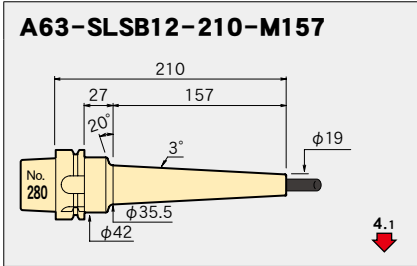


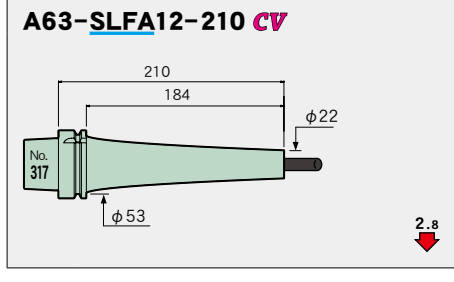
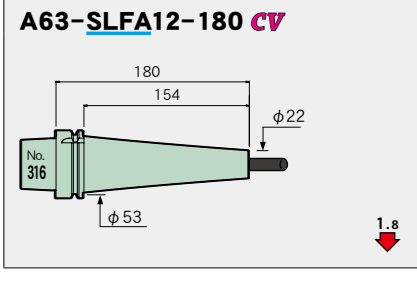
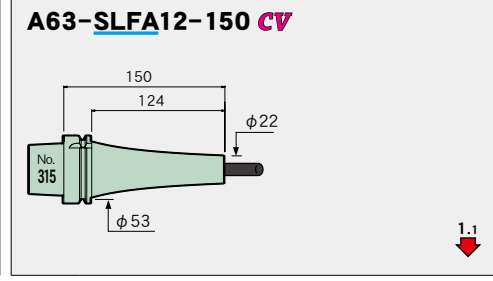
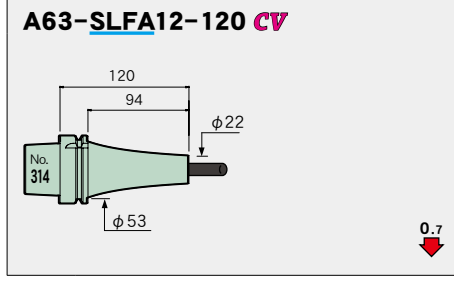
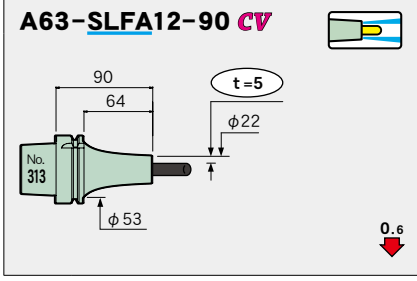
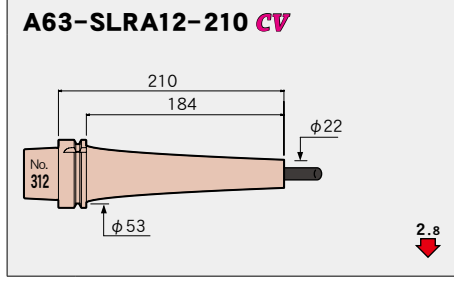
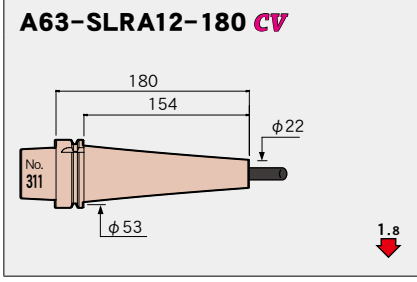
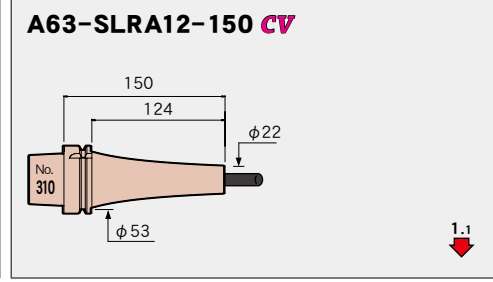
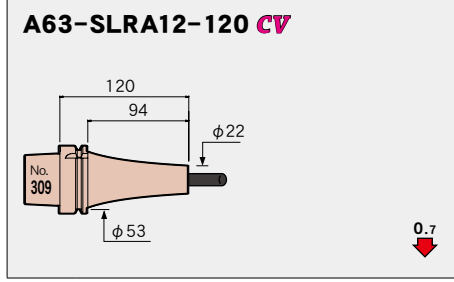
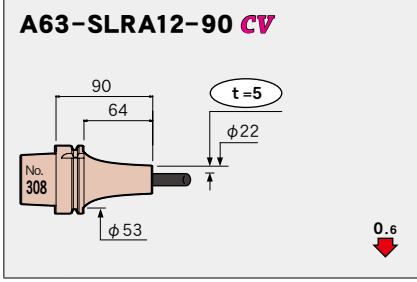
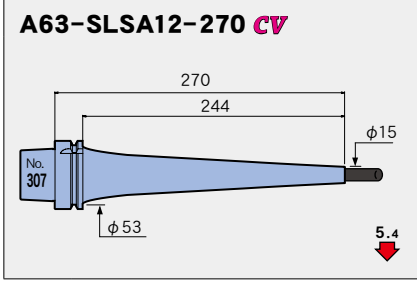
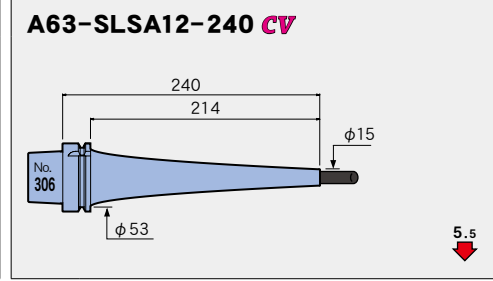
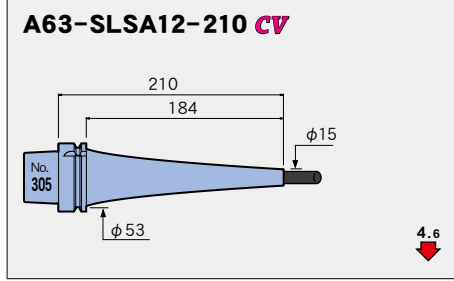
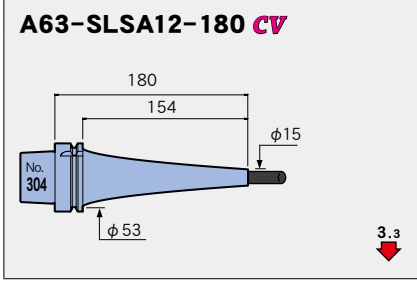
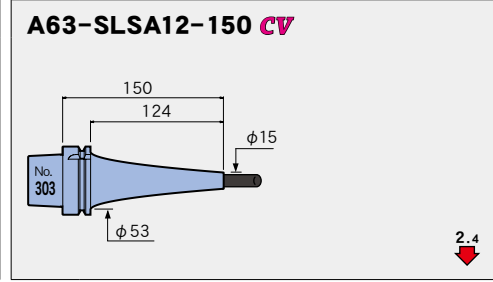
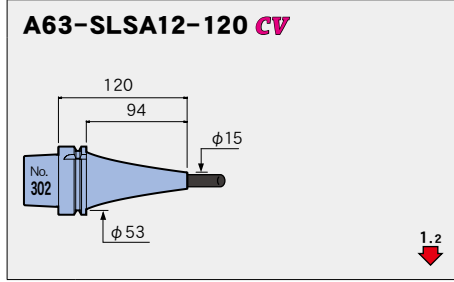
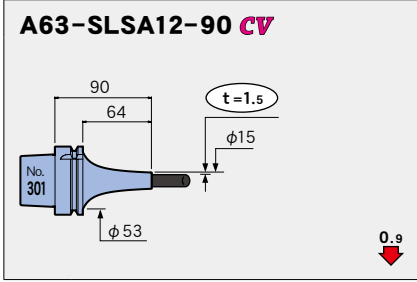
A63-SLSB12-210-M127



A63-SLSB12-240-M127

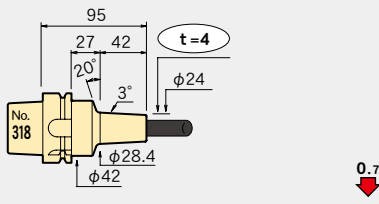




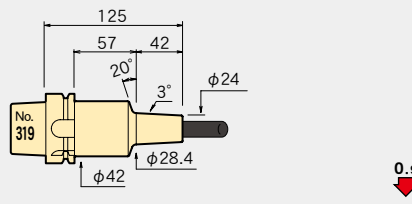


φ16

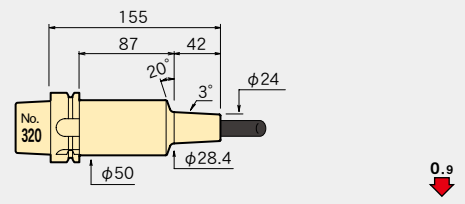
A63-SLSB16-95-M42



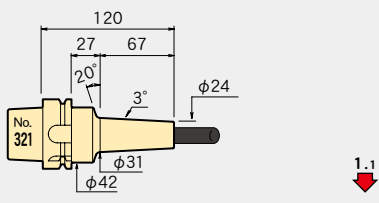
A63-SLSB16-125-M42



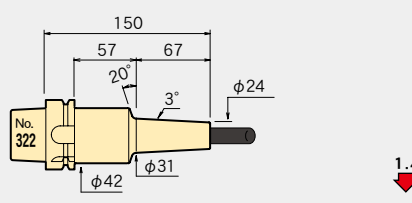
A63-SLSB16-155-M42



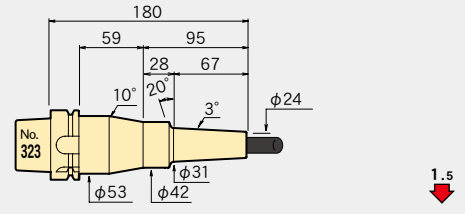
A63-SLSB16-120-M67



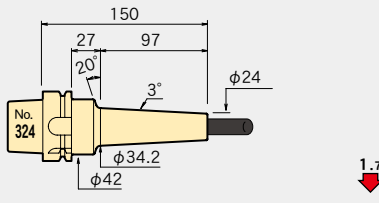
A63-SLSB16-150-M67



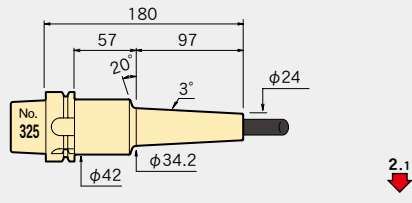
A63-SLSB16-180-M67



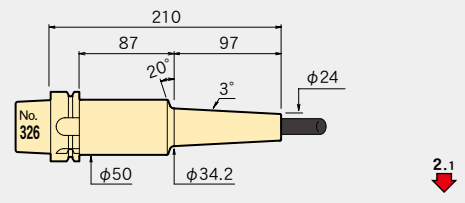
A63-SLSB16-150-M97



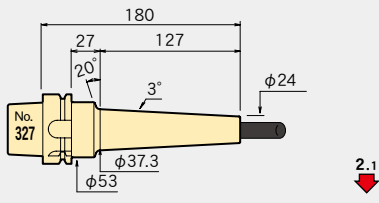
A63-SLSB16-180-M97



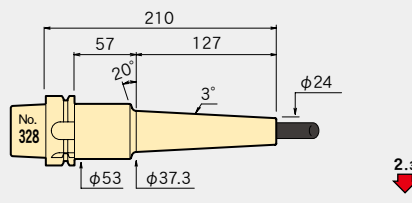
A63-SLSB16-210-M97



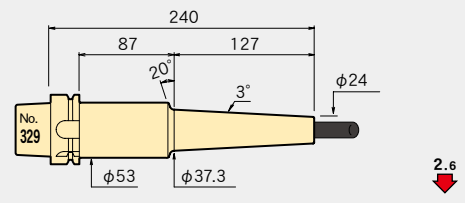
A63-SLSB16-180-M127



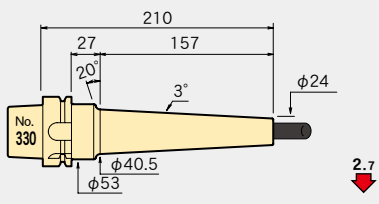
A63-SLSB16-210-M127



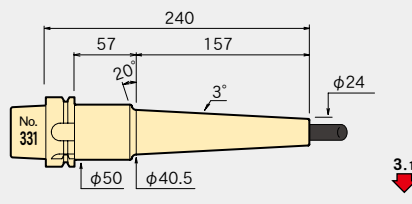
A63-SLSB16-240-M127



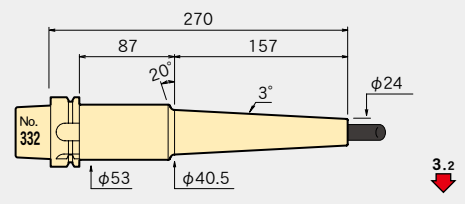
A63-SLSB16-210-M157



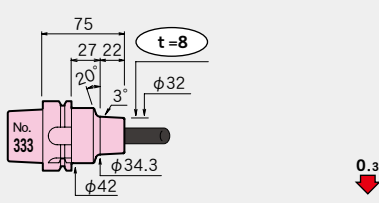
A63-SLSB16-240-M157



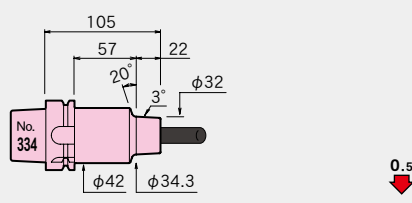
A63-SLSB16-270-M157



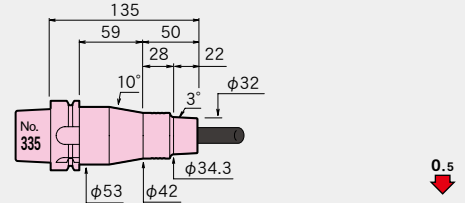
A63-SLRB16-75-M22



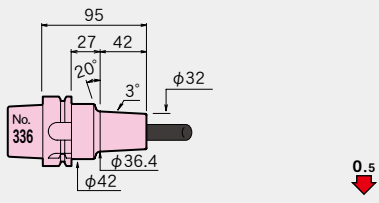
A63-SLRB16-105-M22



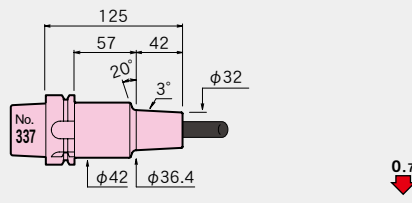
A63-SLRB16-135-M22



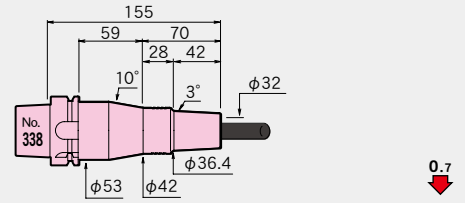
A63-SLRB16-95-M42



A63-SLRB16-125-M42



A63-SLRB16-155-M42



特点

加热装置

一体型 3°
一体型 CURVE

一体型系列

2 体型系列

UNO

强力型 热敏刀柄

Z

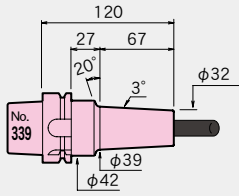
直柄延长杆

相关商品

周边机器

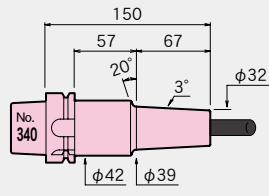
技术资料

A63-SLRB16-120-M67



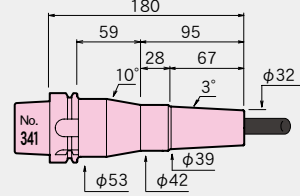
0.7

A63-SLRB16-150-M67



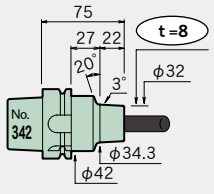
0.9

A63-SLRB16-180-M67



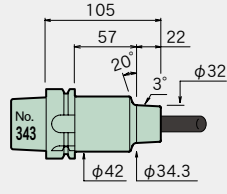
1.0

A63-SLFB16-75-M22



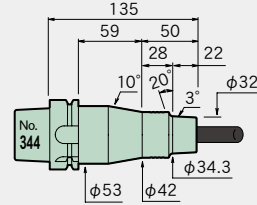
0.3

A63-SLFB16-105-M22



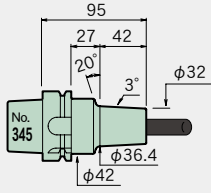
0.5

A63-SLFB16-135-M22



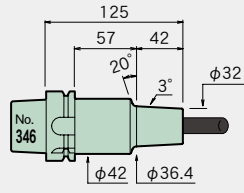
0.5

A63-SLFB16-95-M42



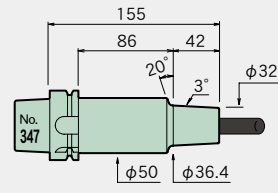
0.5

A63-SLFB16-125-M42



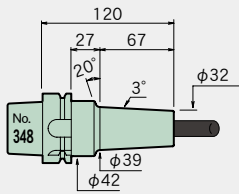
0.7

A63-SLFB16-155-M42



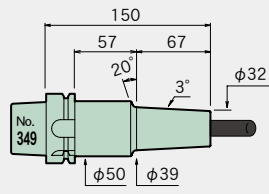
0.7

A63-SLFB16-120-M67



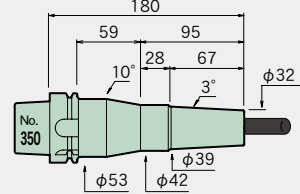
0.7

A63-SLFB16-150-M67



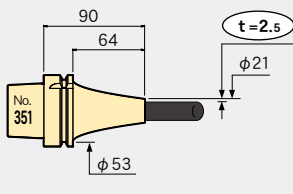
0.7

A63-SLFB16-180-M67



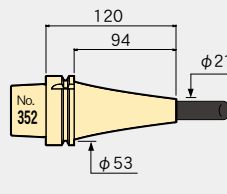
1.0

A63-SLSB16-90 CV



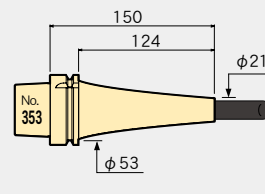
0.6

A63-SLSB16-120 CV



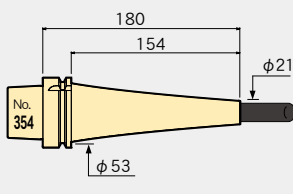
0.8

A63-SLSB16-150 CV



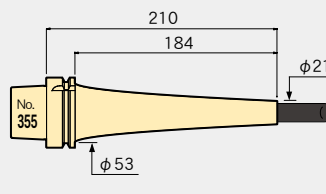
1.5

A63-SLSB16-180 CV



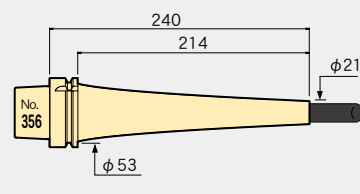
1.9

A63-SLSB16-210 CV



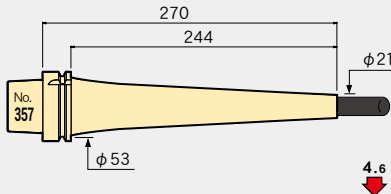
3.0

A63-SLSB16-240 CV



3.7

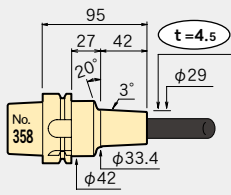
A63-SLSB16-270 CV



4.6

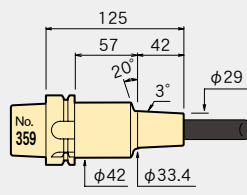
φ20

A63-SLSB20-95-M42



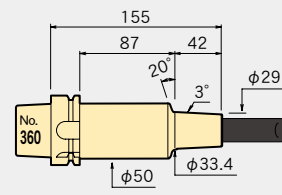
0.5

A63-SLSB20-125-M42



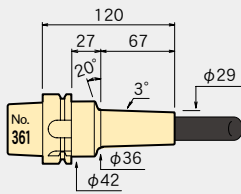
0.8

A63-SLSB20-155-M42



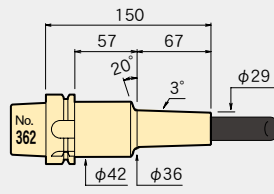
0.8

A63-SLSB20-120-M67



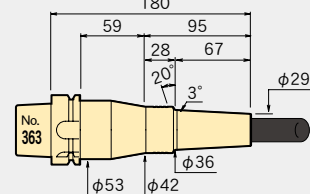
0.9

A63-SLSB20-150-M67



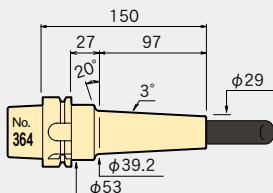
1.2

A63-SLSB20-180-M67



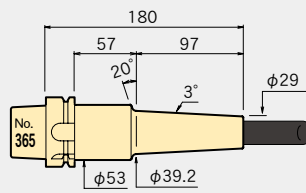
1.2

A63-SLSB20-150-M97



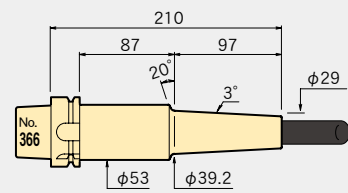
1.1

A63-SLSB20-180-M97



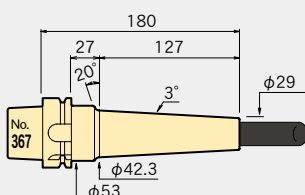
1.3

A63-SLSB20-210-M97



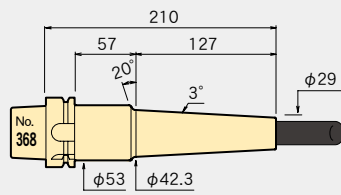
1.6

A63-SLSB20-180-M127



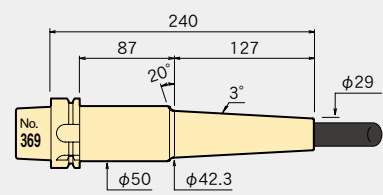
1.5

A63-SLSB20-210-M127



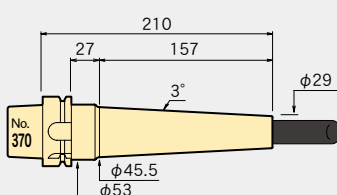
1.8

A63-SLSB20-240-M127



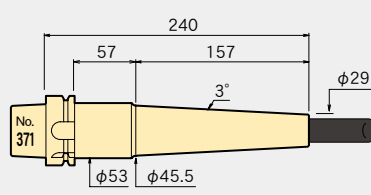
2.3

A63-SLSB20-210-M157



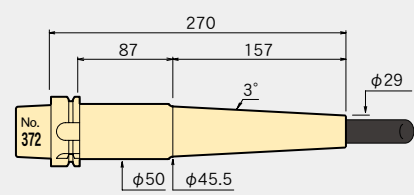
1.9

A63-SLSB20-240-M157



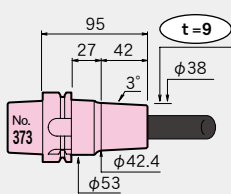
2.2

A63-SLSB20-270-M157



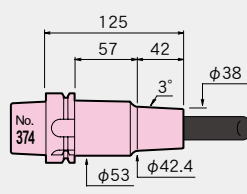
2.8

A63-SLRB20-95-M42



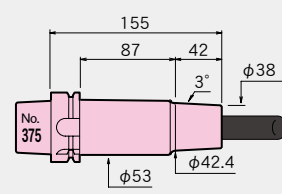
0.3

A63-SLRB20-125-M42



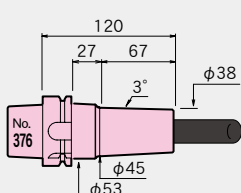
0.4

A63-SLRB20-155-M42



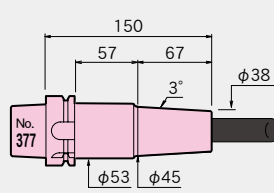
0.6

A63-SLRB20-120-M67



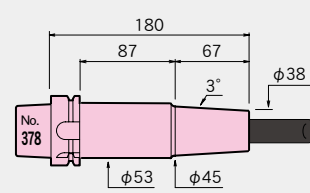
0.5

A63-SLRB20-150-M67

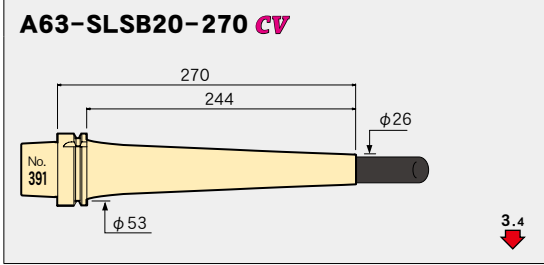
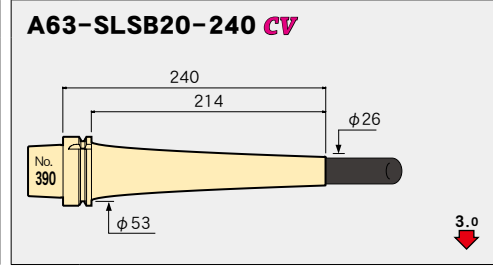
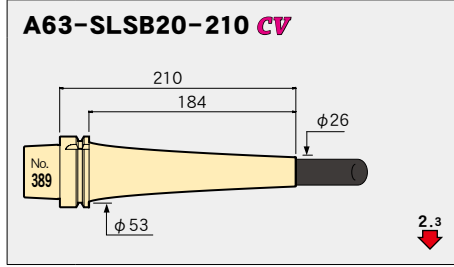
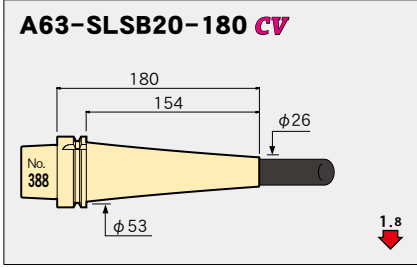
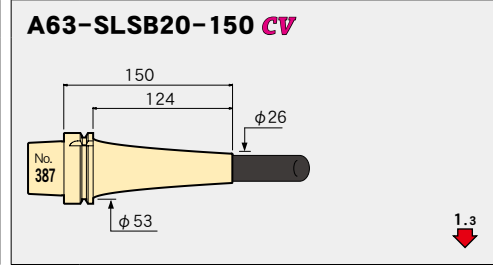
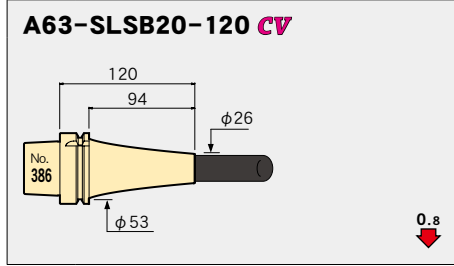
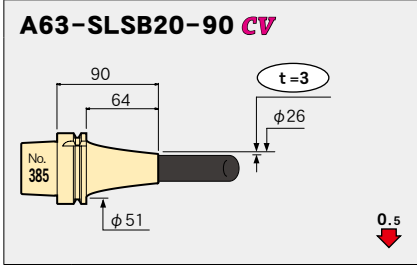
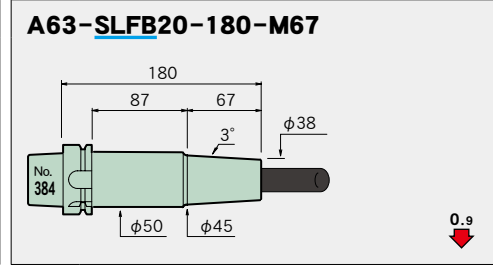
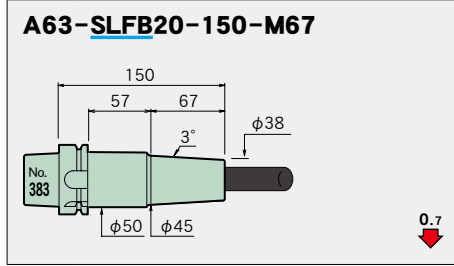
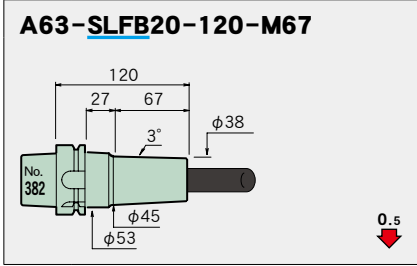
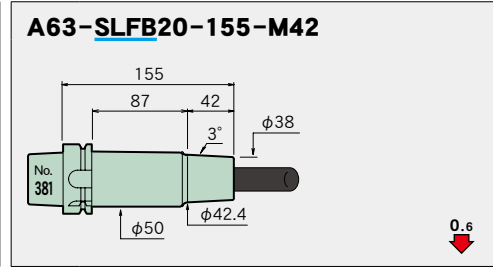
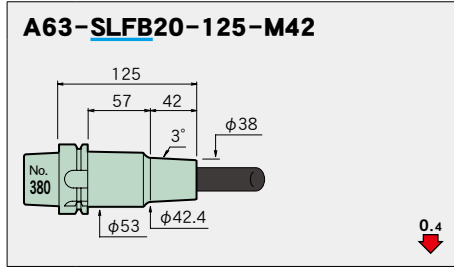
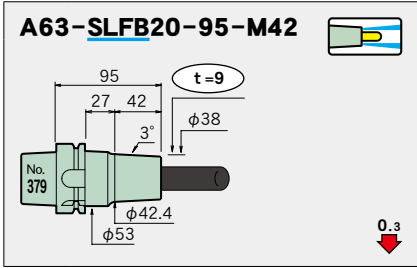


0.6

A63-SLRB20-180-M67

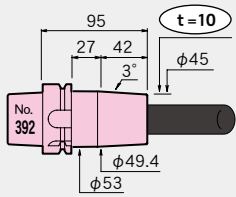


0.8

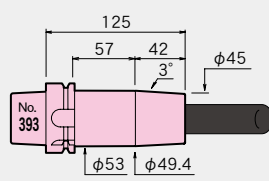


φ25

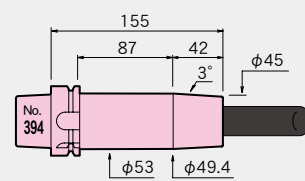
A63-SLRB25-95-M42



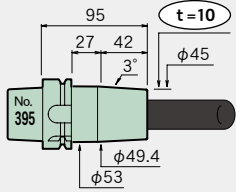
A63-SLRB25-125-M42



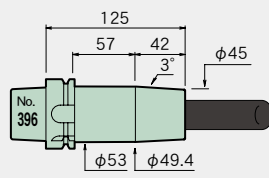
A63-SLRB25-155-M42



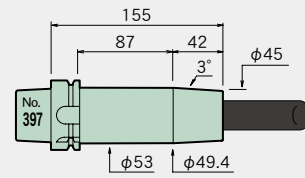
A63-SLFB25-95-M42



A63-SLFB25-125-M42

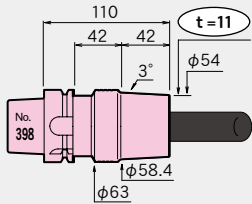


A63-SLFB25-155-M42





φ32

A63-SLRB32-110-M42



φ70 加热喷头 (HRB-03S-230AS)



HEAT ROBO Baby3000S