


BT30

BT30-SLRA6-75-M22

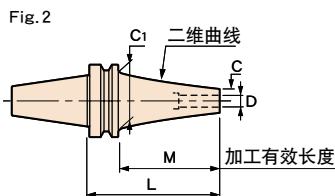
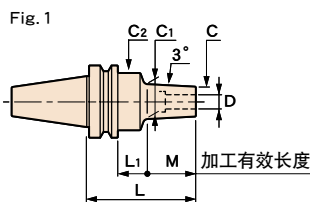


BT30-SLSA6-75 cv



CV: 曲线

壁厚

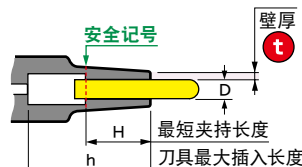


■选用品

●拉钉→P.204

■注意事项

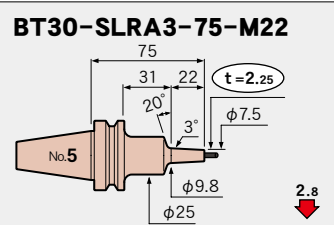
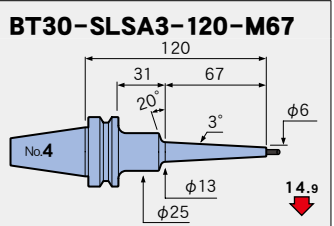
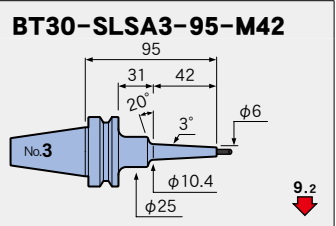
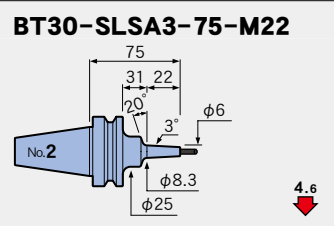
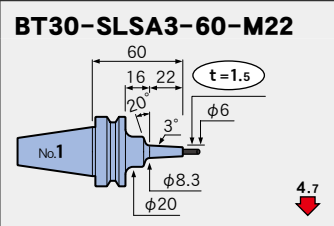
- 拉钉...请在加热时取下,或使用通孔拉钉。
- 刀具安装...插入刀具时,请务必将刀具插入比安全记号更深的位置。



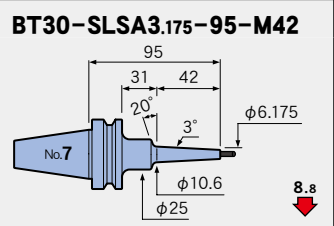
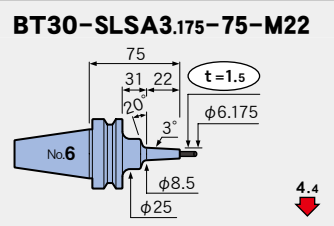
型号	Fig.	φD	φC	t	L	M	L1	φC1	φC2	H	h	kg	N	S	缩略图			
BT30-SLSA3- 60-M22	1	3	6	1.5	60	22	16	8.3	20	9	80	0.4	0.8	4.7	<u>1</u>			
- 75-M22					75		31		25		99			4.6	2			
- 95-M42					95	42	31	10.4			119			9.2	3			
-120-M67					120	67		13		144	0.5			1.6	14.9	4		
-SLRA3- 75-M22	1	3	7.5	2.25	75	22	31	9.8	25	9	99	0.5	1.6	2.8	5			
BT30-SLSA3.175-75-M22	1	3.175	6.175	1.5	75	22	31	8.5	25	9	99	0.4	0.8	4.4	6			
-95-M42					95	42		10.6						119		8.8	7	
BT30-SLSA4- 75-M22	1	4	7	1.5	75	22	31	9.3	25	12	99	0.4	0.8	3.6	8			
- 95-M42					95	42		11.4						119		7.3	9	
-120-M67					120	67		14						144	0.5	1.6	11.9	10
-SLRA4- 75-M22	1	4	10	3	75	22	31	12.3	25	12	99	0.5	1.6	1.8	11			
-SLSA4- 75 CV	2	4	7	1.5	75	53	—	34	—	12	99	0.5	1	1.8	12			
- 90 CV					90	68								114		1.1	2.8	13
-120 CV					120	98								144		1.2	6.6	14
-SLRA4- 90 CV	2	4	10	3	90	68	—	34	—	12	114	0.5	1	2	15			
-120 CV					120	98								144		1.1	2.9	16
BT30-SLSA6- 75-M22	1	6	9	1.5	75	22	31	11.3	25	18	99	0.4	0.9	2.4	17			
- 95-M42					95	42		13.4						119		4.9	18	
-120-M67					120	67		16						144	0.5	1.7	8.3	19
-SLRA6- 75-M22	1	6	12	3	75	22	31	14.3	25	18	99	0.4	0.9	1.4	20			
-SLSA6- 75 CV	2	6	9	1.5	75	53	—	34	—	18	99	0.5	1.3	1.5	21			
- 90 CV					90	68								114		1	2.4	22
-120 CV					120	98								144		1.2	5.6	23
-SLRA6- 90 CV	2	6	13	3.5	90	68	—	34	—	18	114	0.5	1.1	1.6	24			
-120 CV					120	98								144		1.2	2.5	25
BT30-SLRA8- 75-M22	1	8	14	3	75	22	31	16.3	25	24	99	0.4	0.9	1.2	26			
-SLSA8- 75 CV	2	8	11	1.5	75	53	—	34	—	24	99	0.5	1.1	1.3	27			
- 90 CV					90	68								114	0.6	1.6	2.2	28
-SLRA8- 90 CV	1	8	16	4	90	68	—	34	—	24	114	0.5	1.2	1.1	29			

型号	Fig.	ϕD	ϕC	t	L	M	L ₁	ϕC_1	ϕC_2	H	h	Kg	N	S	轮廓图
BT30-SLRA10- 75-M22	1	10	16	3	75	22	31	18.3	25	30	99	0.4	1	1.1	30
-SLSA10- 75 CV	2	10	13	1.5	75	53	—	34	—	30	99	0.5	1.6	1.2	31
- 90 CV					90	68					114		1.4	2	32
-SLRA10- 90 CV	2	10	19	4.5	90	68	—	34	—	30	114	0.6	1.5	1.1	33
BT30-SLRA12- 75-M22	1	12	20	4	75	22	31	22.3	25	30	99	0.5	1.2	1	34
BT30-SLRA16- 60-M22		16	26	5	60	22	16	28.3	34	32	60	0.5	1.6	0.5	35
BT30-SLRA20- 65-M22		20	32	6	65	22	21	34.3	40	38	60	0.6	2.1	0.4	36

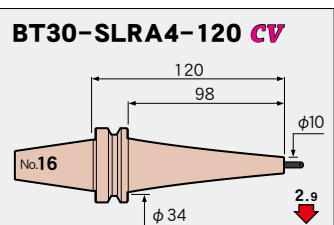
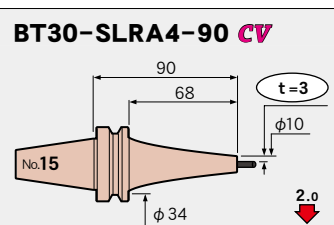
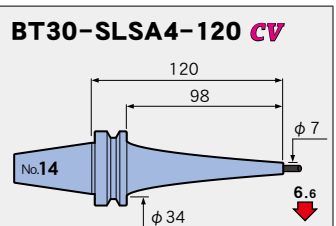
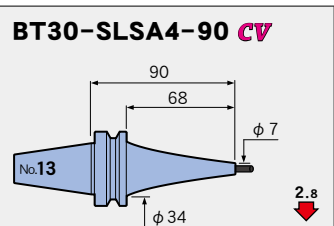
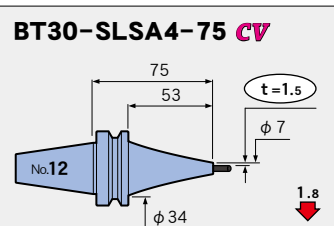
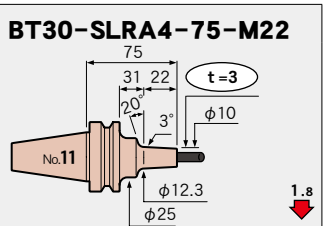
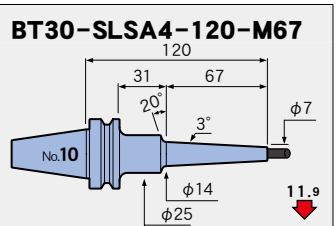
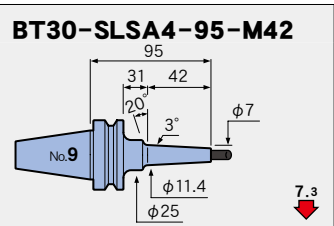
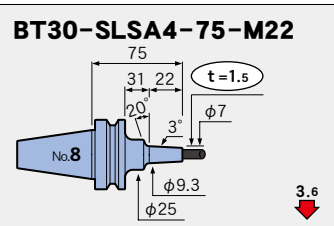
$\phi 3$



$\phi 3.175$

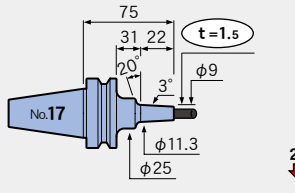


$\phi 4$

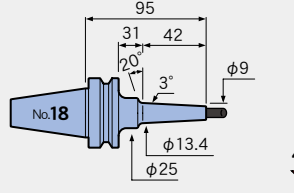


φ6

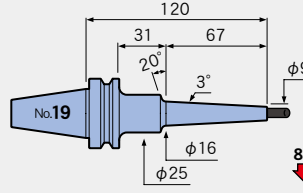
BT30-SLSA6-75-M22



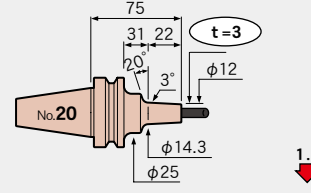
BT30-SLSA6-95-M42



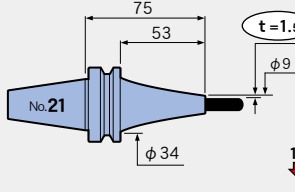
BT30-SLSA6-120-M67



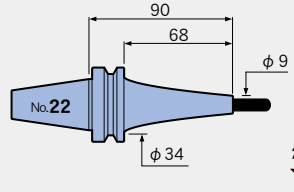
BT30-SLRA6-75-M22



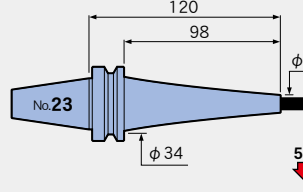
BT30-SLSA6-75 CV



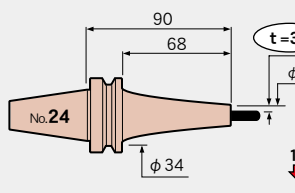
BT30-SLSA6-90 CV



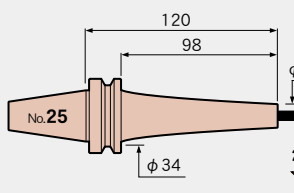
BT30-SLSA6-120 CV



BT30-SLRA6-90 CV

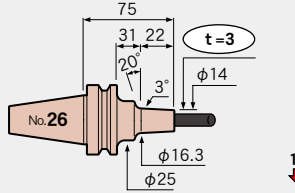


BT30-SLRA6-120 CV

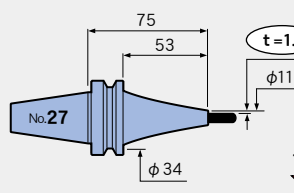


φ8

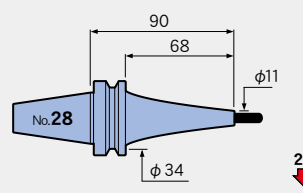
BT30-SLRA8-75-M22



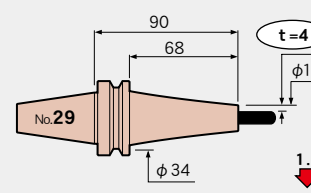
BT30-SLSA8-75 CV



BT30-SLSA8-90 CV

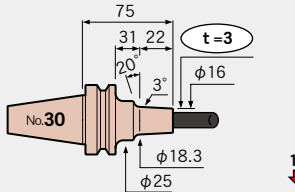


BT30-SLRA8-90 CV

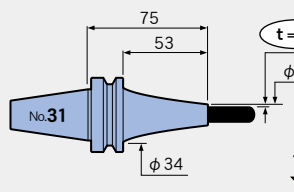


φ10

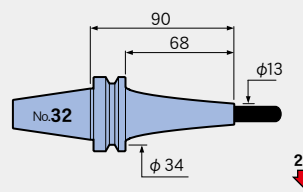
BT30-SLRA10-75-M22



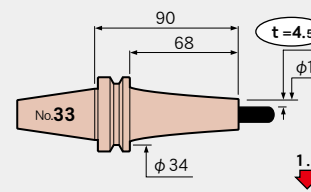
BT30-SLSA10-75 CV



BT30-SLSA10-90 CV

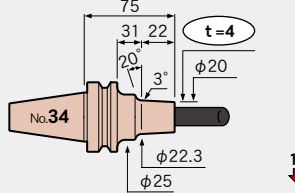


BT30-SLRA10-90 CV



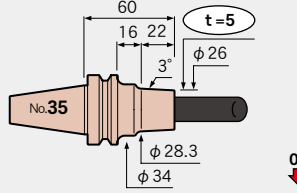
φ12

BT30-SLRA12-75-M22



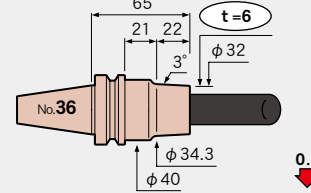
φ16

BT30-SLRA16-60-M22



φ20

BT30-SLRA20-65-M22



特点

加热装置

一体型 3°
一体型 CURVE

一体型 系列

2 体型 系列

UNO

强力型 热敏刀柄

Z

直柄延长杆

相关商品

周边机器

技术资料