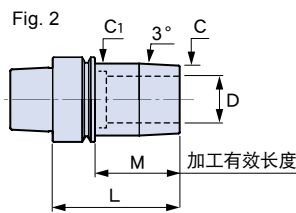
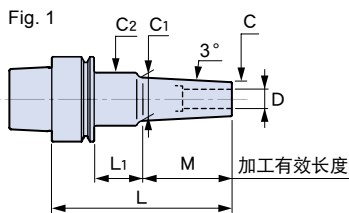


E40

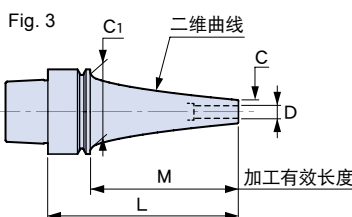
E40-SLRA10-55-M22

一体型 3°



E40-SLRA6-90 cv

一体型 CURVE



■注意事项

- HSK-E锥柄的刀柄没有附带冷却液导管。如需使用, 请向敝司垂询。
- 刀具安装: 插入刀具时, 请务必将刀具插入比安全记号更深的位置。

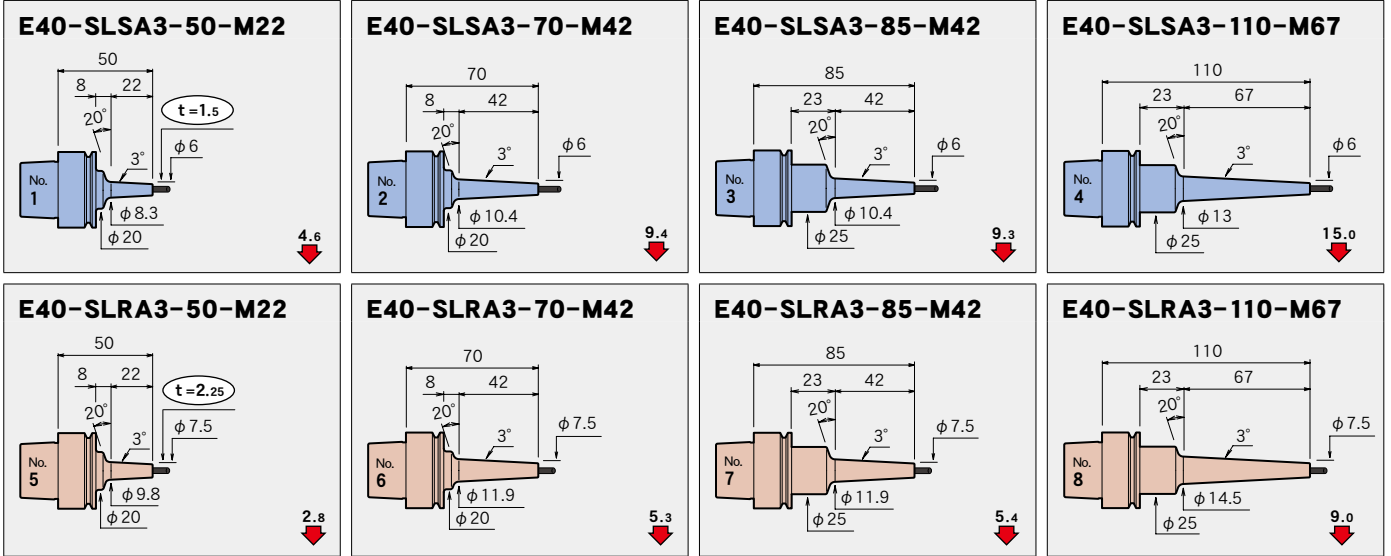
型号	Fig.	φD	φC	t	L	M	L1	φC1	φC2	H	h	Kg	N	S	缩略图
E40-SLSA3- 50-M22	1	3	6	1.5	50	22	8	8.3	20	9	42	0.2	0.7	4.6	1
- 70-M42					70	42		10.4			62			9.4	2
- 85-M42					110	67	23	13	25		69	0.3	1.1	9.3	3
-110-M67											94	2.2	15	4	
-SLRA3- 50-M22	1	3	7.5	2.25	50	22	8	9.8	20	9	42	0.2	0.7	2.8	5
- 70-M42					70	42		11.9			62			5.3	6
- 85-M42					110	67	23	14.5	25		69	0.3	1.1	5.4	7
-110-M67											94	9	8		
E40-SLSA3.175-50-M22	1	3.175	6.175	1.5	50	22	8	8.5	20	9	42	0.2	0.7	4.4	9
E40-SLSA4- 50-M22	1	4	7	1.5	50	22	8	9.3	20	12	42	0.2	0.7	3.6	10
- 70-M42					70	42		11.4			62			7.2	11
- 85-M42					110	67	23	14	25		74	0.3	1.1	7.3	12
-110-M67											99	1.2	11.9	13	
-SLRA4- 50-M22	1	4	10	3	50	22	8	12.3	20	12	42	0.2	0.7	1.6	14
- 70-M42					70	42		14.4			62			0.3	3
- 85-M42					110	67	23	17	25		69	1.1	3.1	16	
-110-M67											94	1.2	5.2	17	
-SLSA4- 90 CV	3	4	7	1.5	90	70	—	34	—	12	74	0.3	1.5	2.9	18
-120 CV					120	100	104	0.4	1.8		6.5	19			
-150 CV					150	130	134	0.5	2.4		8.6	20			
-SLRA4- 90 CV	3	4	10	3	90	70	—	34	—	12	74	0.4	1.6	2	21
-120 CV					120	100	104	1.9	4.2		22				
E40-SLSA6- 50-M22	1	6	9	1.5	50	22	8	11.3	20	18	39	0.2	0.7	2.2	23
- 70-M42					70	42		13.4			54			4.7	24
- 85-M42					110	67	23	16	25		69	0.3	1.1	4.9	25
-110-M67											94	1.2	8	26	
-SLRA6- 50-M22	1	6	12	3	50	22	8	14.3	26	18	39	0.2	0.7	1.2	27
- 70-M42					70	42		16.4			54			0.3	0.8
- 85-M42					110	67	23	19	25		69	1.2	2.5	29	
-110-M67											94	0.4	4.1	30	
-SLSA6- 90 CV	3	6	9	1.5	90	70	—	34	—	18	74	0.3	1.6	2.5	31
-120 CV					120	100	104	0.4	1.9		5.6	32			
-150 CV					150	130	134	0.5	2.5		7.7	33			
-SLRA6- 90 CV	3	6	13	3.5	90	70	—	34	—	18	74	0.4	1.7	1.7	34
-120 CV					120	100	104	0.5	2.4		2.6	35			

型号	Fig.	φD	φC	t	L	M	L ₁	φC ₁	φC ₂	H	h	Kg	N	S	缩略图
E40-SLSA8- 60-M22	1	8	11	1.5	60	22	18	13.3	26	24	49	0.3	1	1.5	36
- 80-M42					80	42		15.4			64			3.3	37
-100-M42					100	38	25	84	1.5	3.8	38				
-SLRA8- 50-M22	1	8	14	3	50	22	8	16.3	26	20	39	0.2	0.7	0.9	39
- 85-M42					85	42	23	18.4			25			24	69
-100-M42					100	38	38	84	0.4	1.5	2.4	41			
-SLSA8- 90 CV	3	8	11	1.5	90	70	—	34	—	24	74	0.3	1.7	2.2	42
-120 CV					120	100	104	0.4	2		3.4			43	
-150 CV					150	130	134	0.5	3	5.1	44				
-SLRA8- 90 CV	3	8	16	4	90	70	—	34	—	24	74	0.4	1.8	1.6	45
-120 CV					120	100	104	0.5	2.5		2.4			46	
E40-SLSA10- 60-M22	1	10	13	1.5	60	22	18	15.3	26	30	49	0.3	1	1.2	47
- 80-M42					80	42		17.4			64			1.1	2.4
-100-M42					100	38	25	89	1.5	3.1	49				
-SLRA10- 55-M22	1	10	16	3	55	22	13	18.3	26	25	44	0.3	0.9	0.8	50
- 85-M42					85	42	23	20.4			25			30	64
-100-M42					100	38	38	74	0.4	1.6	2.2	52			
-SLSA10- 90 CV	3	10	13	1.5	90	70	—	34	—	30	74	0.3	1.7	2	53
-120 CV					120	100	104	0.4	2.4		3.2			54	
-150 CV					150	130	134	0.5	3.1	5	55				
-SLRA10- 90 CV	3	10	19	4.5	90	70	—	34	—	30	74	0.4	2.1	1.1	56
-120 CV					120	100	104	0.5	2.9		2			57	
E40-SLRA12- 55-M22	1	12	20	4	55	22	13	22.3	26	25	44	0.3	1	0.6	58
- 85-M42					85	42	23	24.4			32			30	74
E40-SLRA16- 55-M22	1	16	26	5	55	22	13	28.3	34	32	44	0.3	1.2	0.4	60
E40-SLRA20- 60-M40	2	20	32	6	60	40	—	34	—	38	49	0.4	1.6	0.4	61

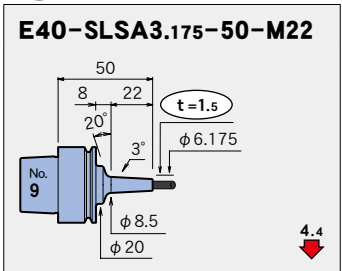
DMG MORI HSC 30 linear
MITSUI SEIKI VL30 / VL50
MATSUURA LS-160



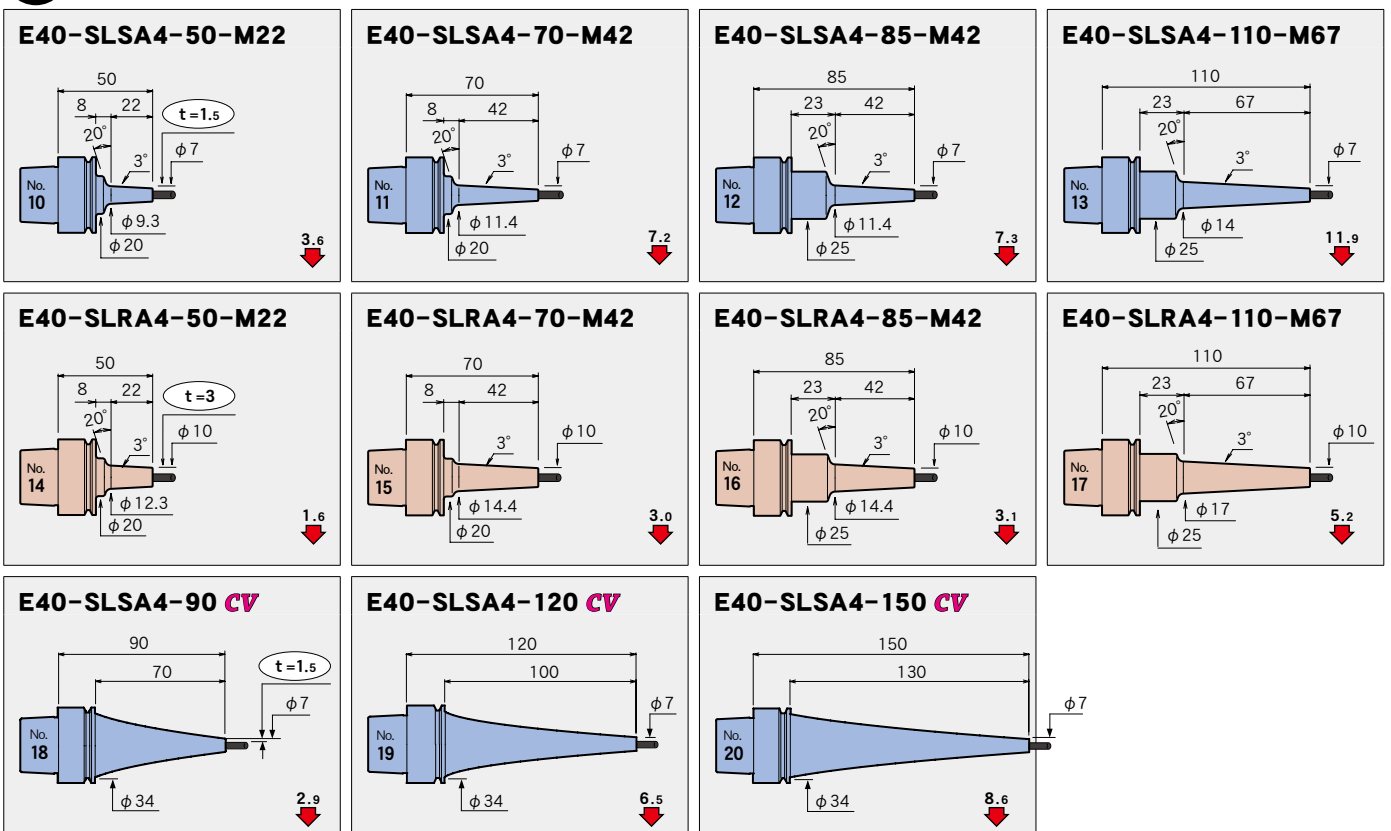
φ3



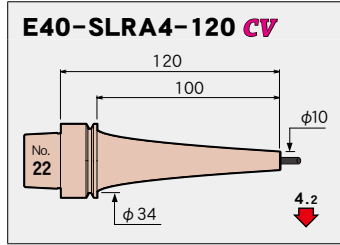
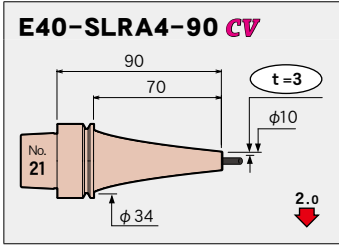
φ3.175



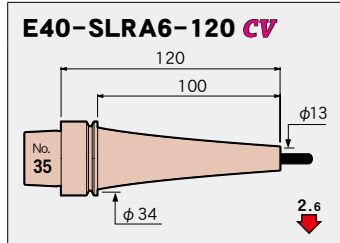
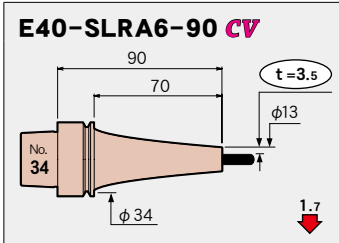
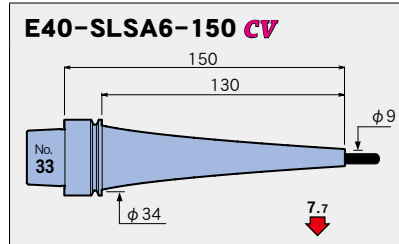
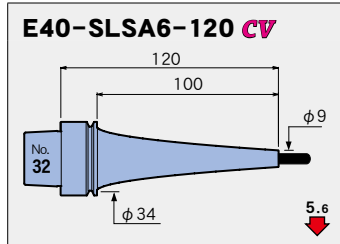
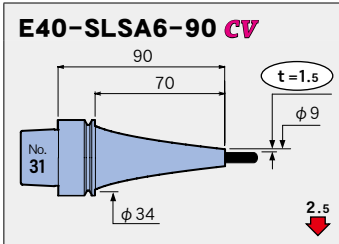
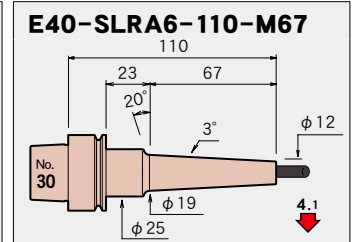
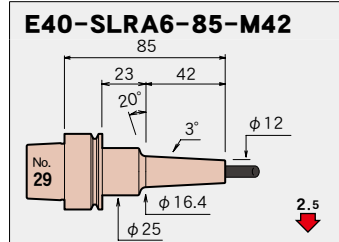
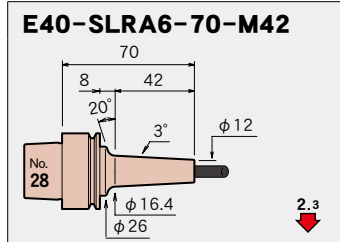
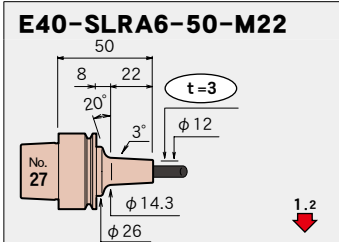
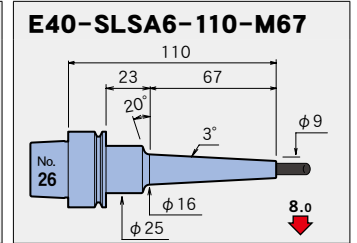
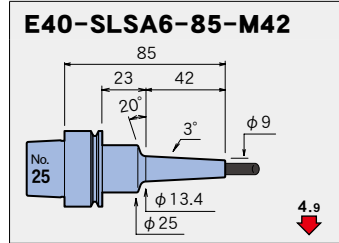
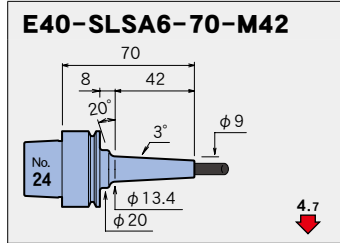
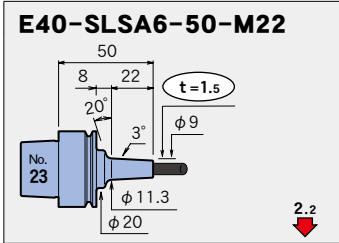
φ4



特点
加热装置
一体型 3°
一体型 CURVE
一体型系列
2 体型系列
UNO
强力型 热压力
Z
直柄延长杆
相关商品
周边机器
技术资料

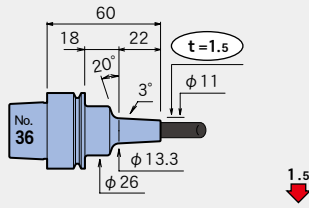


φ6

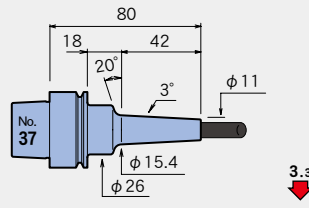


φ 8

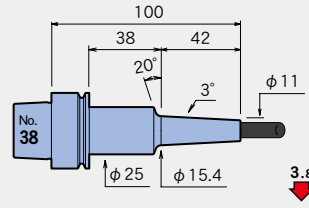
E40-SLSA8-60-M22



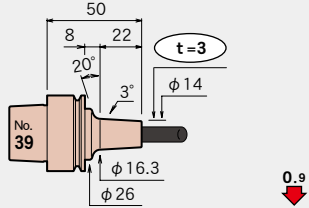
E40-SLSA8-80-M42



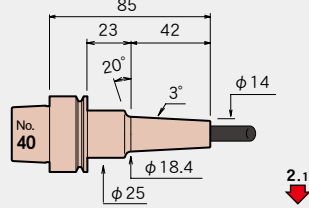
E40-SLSA8-100-M42



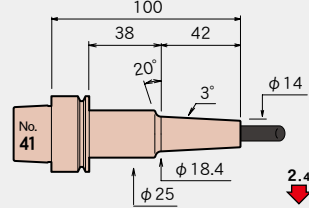
E40-SLRA8-50-M22



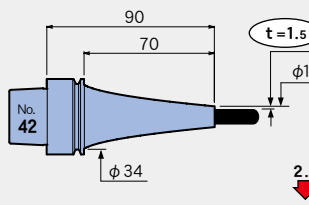
E40-SLRA8-85-M42



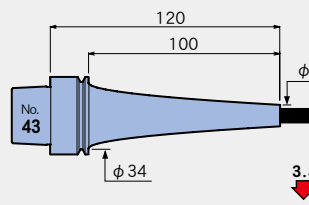
E40-SLRA8-100-M42



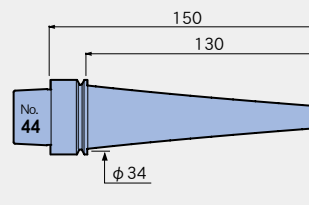
E40-SLSA8-90 CV



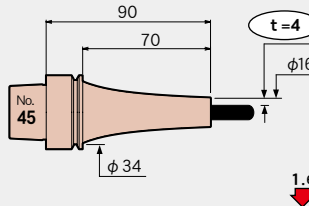
E40-SLSA8-120 CV



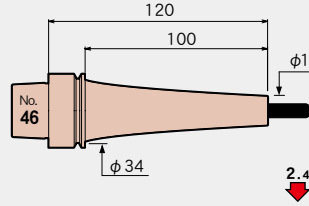
E40-SLSA8-150 CV



E40-SLRA8-90 CV

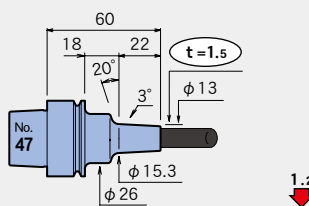


E40-SLRA8-120 CV

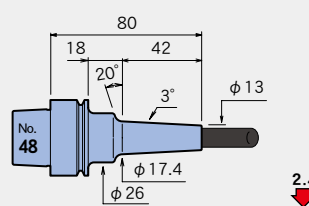


φ 10

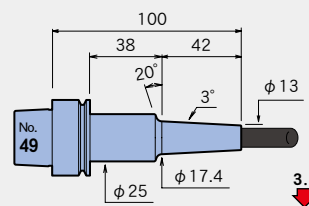
E40-SLSA10-60-M22



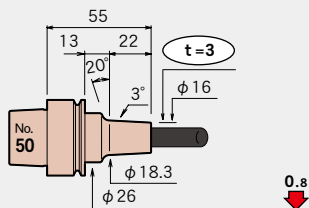
E40-SLSA10-80-M42



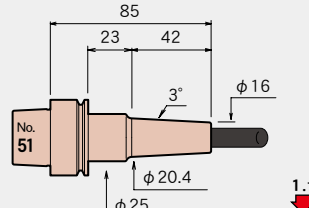
E40-SLSA10-100-M42



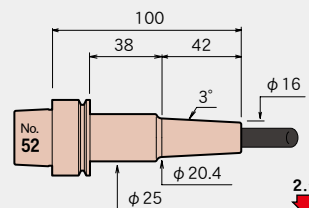
E40-SLRA10-55-M22

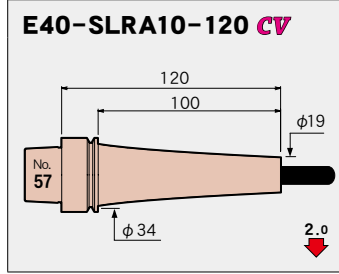
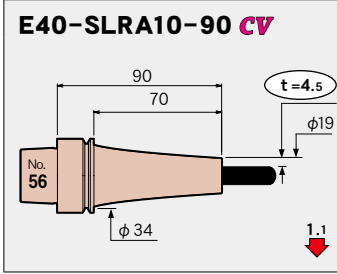
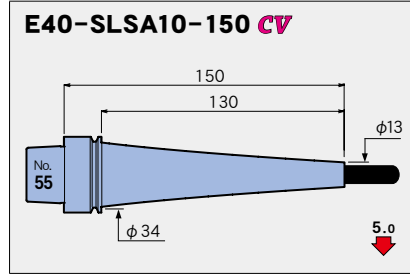
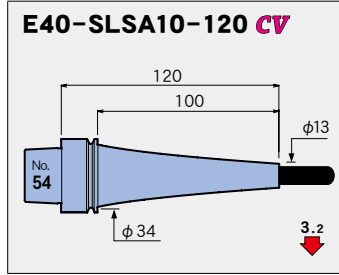
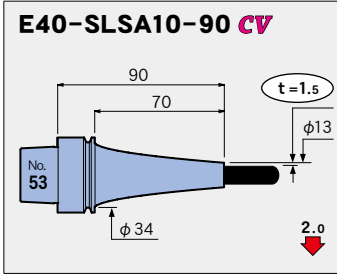


E40-SLRA10-85-M42



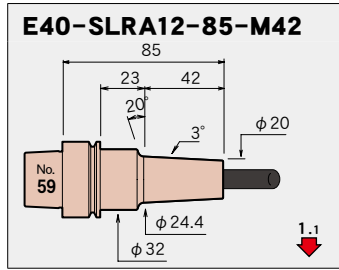
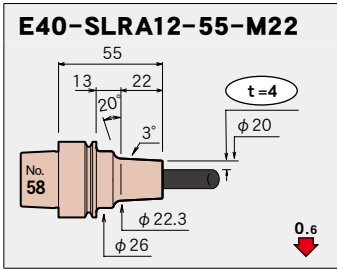
E40-SLRA10-100-M42



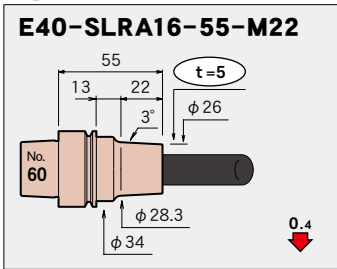


一体型 3°
一体型 CURVE

φ 12



φ 16



φ 20

